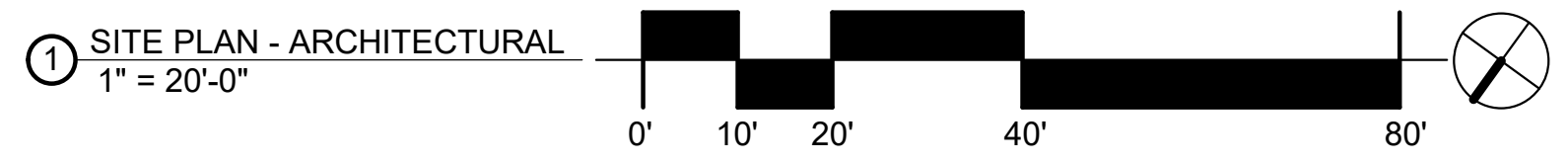


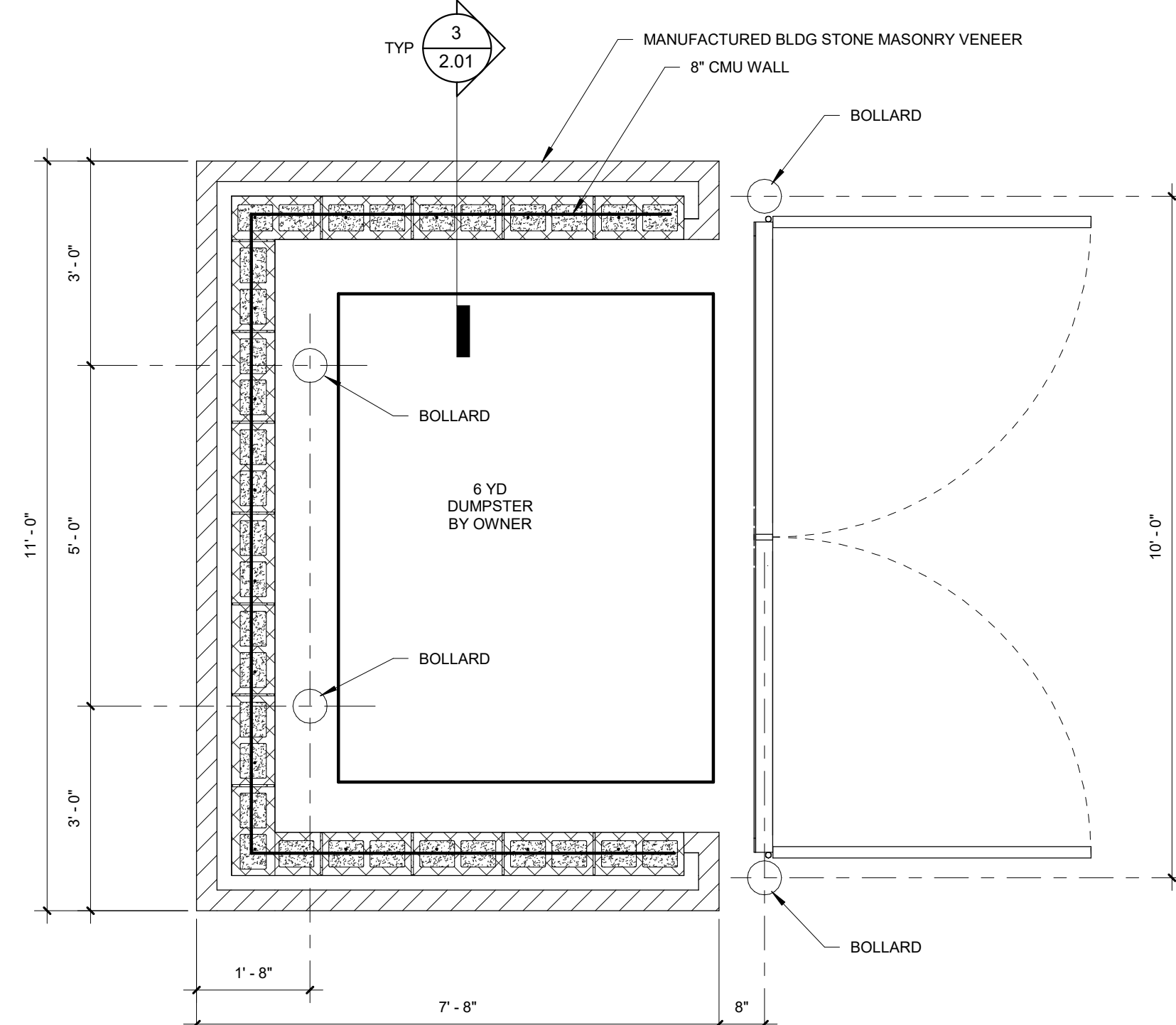
**GENERAL NOTE**

ALL NOTES APPLY TO ALL DRAWINGS AND ALL TRADES. IT IS THE RESPONSIBILITY OF ALL CONTRACTORS AND TRADES TO COORDINATE THE INSTALLATION OF THEIR WORK WITH THE INSTALLATION OF WORK BY ALL OTHER CONTRACTORS AND TRADES. THE REQUIREMENTS OF THE DRAWINGS, GENERAL REQUIREMENTS AND ALL ITEMS OF THE CONTRACT DOCUMENTS ARE EQUALLY BINDING ON ALL CONTRACTORS AND TRADES. EACH CONTRACTOR IS REQUIRED TO MAINTAIN FULL SETS OF THE CONTRACT DOCUMENTS FOR HIS EMPLOYEES USE ON THE PROJECT TO ASSURE THAT ALL WORK IS PROPERLY COORDINATED AND INSTALLED WITH THE WORK OF OTHER CONTRACTORS AND TRADES.

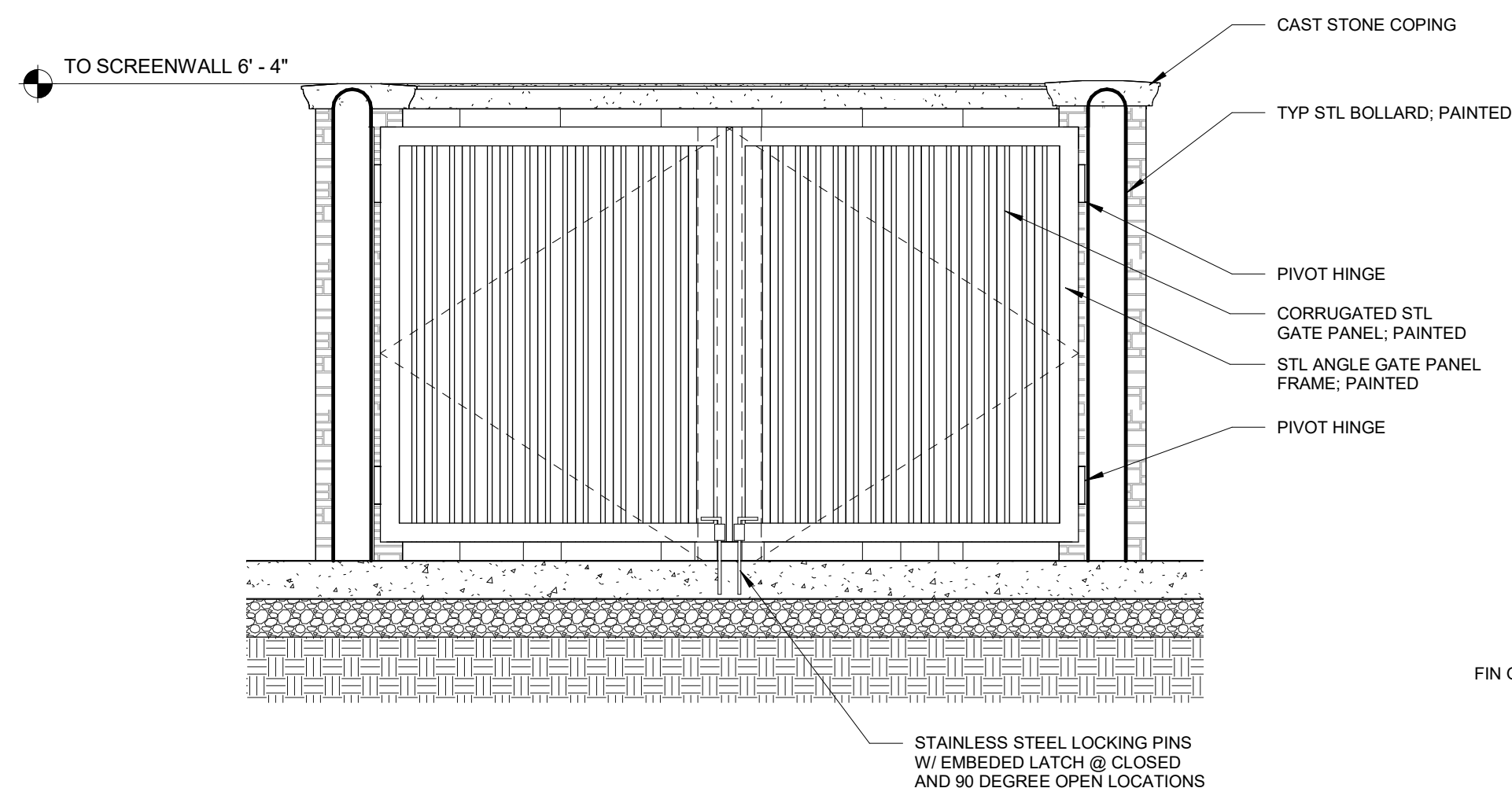
WHENEVER THERE ARE DISCREPANCIES BETWEEN DRAWINGS, OR BETWEEN THE DRAWINGS AND SPECIFICATIONS, OR CONFLICTS WITHIN THE SPECIFICATIONS AND/OR DRAWINGS, AND SUCH DISCREPANCY IS NOT CALLED TO THE ARCHITECT'S ATTENTION IN TIME TO PERMIT CLARIFICATION BY ADDENDUM, THE CONTRACTOR SHALL BASE HIS BID UPON PROVIDING THE BETTER QUALITY OR GREATER OF WORK OR MATERIAL CALLED FOR. SHALL SUBMIT A WRITTEN STATEMENT WITH HIS PROPOSAL NOTING SUCH DISCREPANCIES, AND SHALL SO FURNISH AND INSTALL SUCH BETTER QUALITY OR GREATER QUANTITY UNLESS OTHERWISE ORDERED IN WRITING.



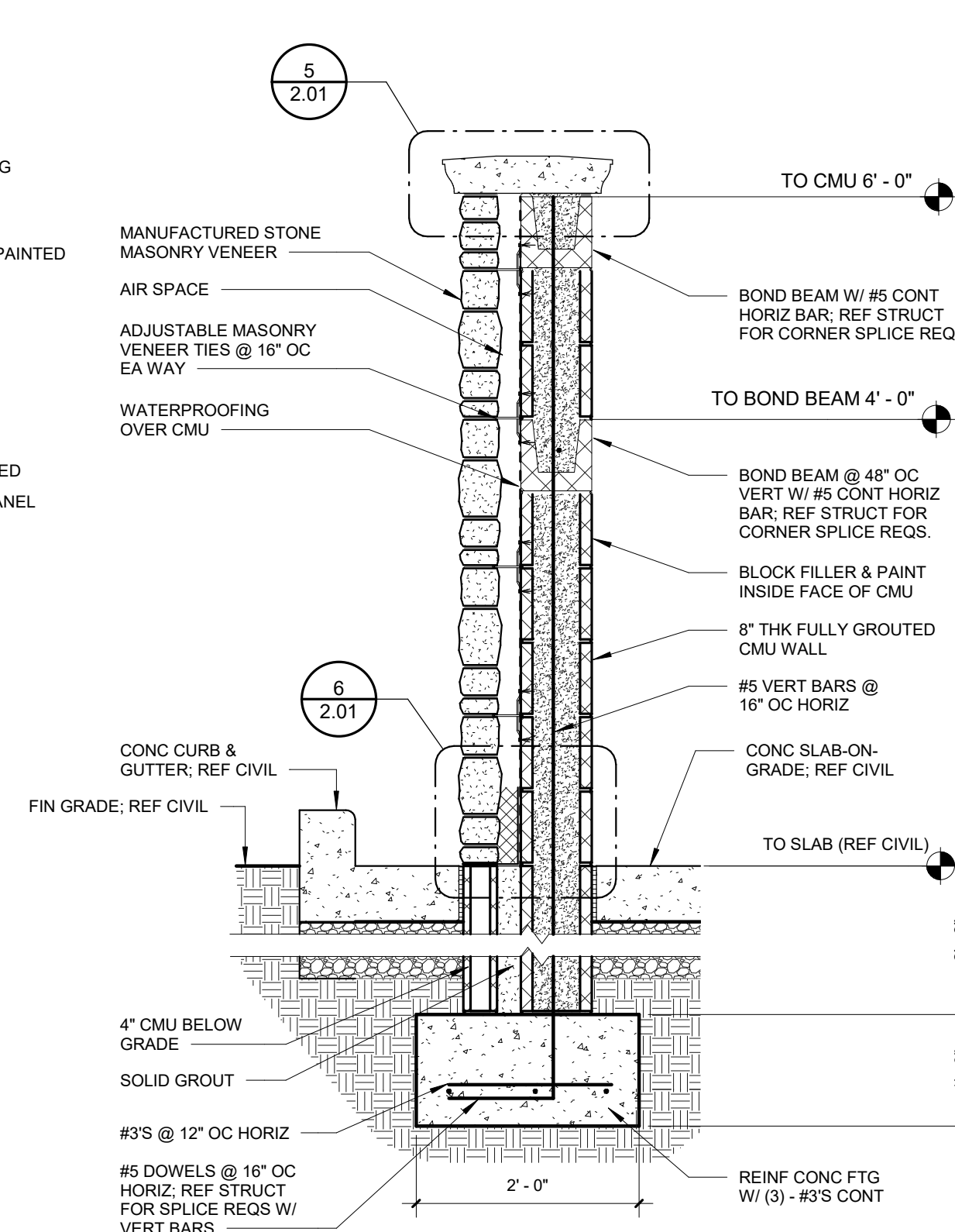
Project No. <b>1619</b>	
Date: 11/8/2019 7:24:24 AM Drawn by: Author Checked by: Checker Revisions:	
<small>THIS DRAWING IS THE PROPERTY OF STEWART-COOPER-NEWELL ARCHITECTS, P.A. AND IS LOANED TO YOU FOR YOUR USE ONLY. IT IS NOT TO BE REPRODUCED, COPIED, OR TRANSMITTED IN ANY FORM OR BY ANY MEANS, ELECTRONIC OR MECHANICAL, INCLUDING PHOTOCOPYING, RECORDING, OR BY ANY INFORMATION STORAGE AND RETRIEVAL SYSTEM, WITHOUT THE WRITTEN PERMISSION OF STEWART-COOPER-NEWELL ARCHITECTS, P.A.</small>	
<small>719 East Second Avenue Gastonia, NC 28053 Phone: 704.865.0311 Fax: 704.865.0046</small>	
www.scn-architects.com	
1-800.671.0621	
Preliminary Review Set	
11/8/19	
WESLEY CHAPEL VFD STATION NO. 44 <small>Weddington, North Carolina</small>	SITE PLAN - ARCHITECTURAL
Sheet No.	<b>2.00</b>



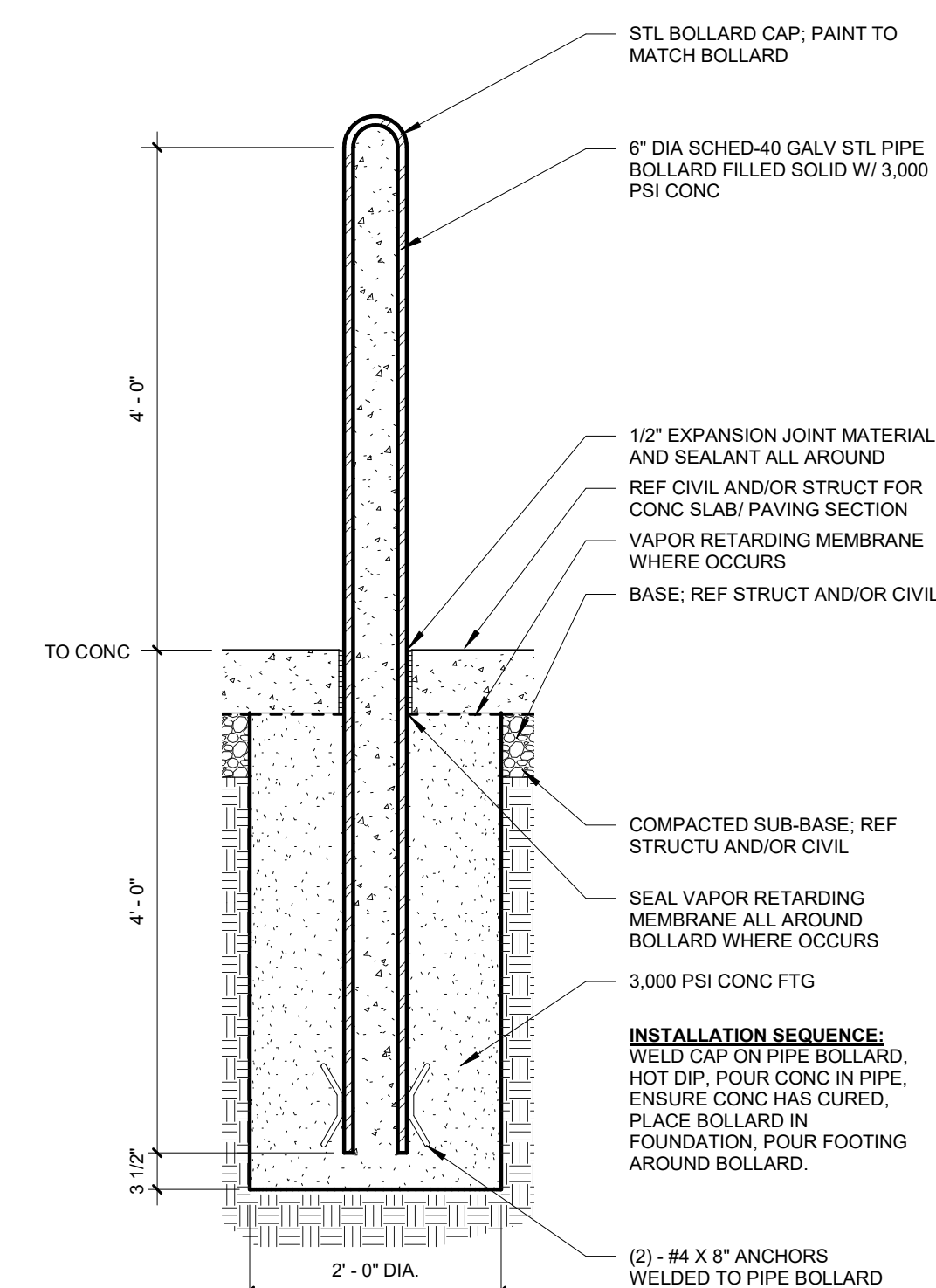
1 PLAN - TRASH ENCLOSURE  
1/2" = 1'-0"



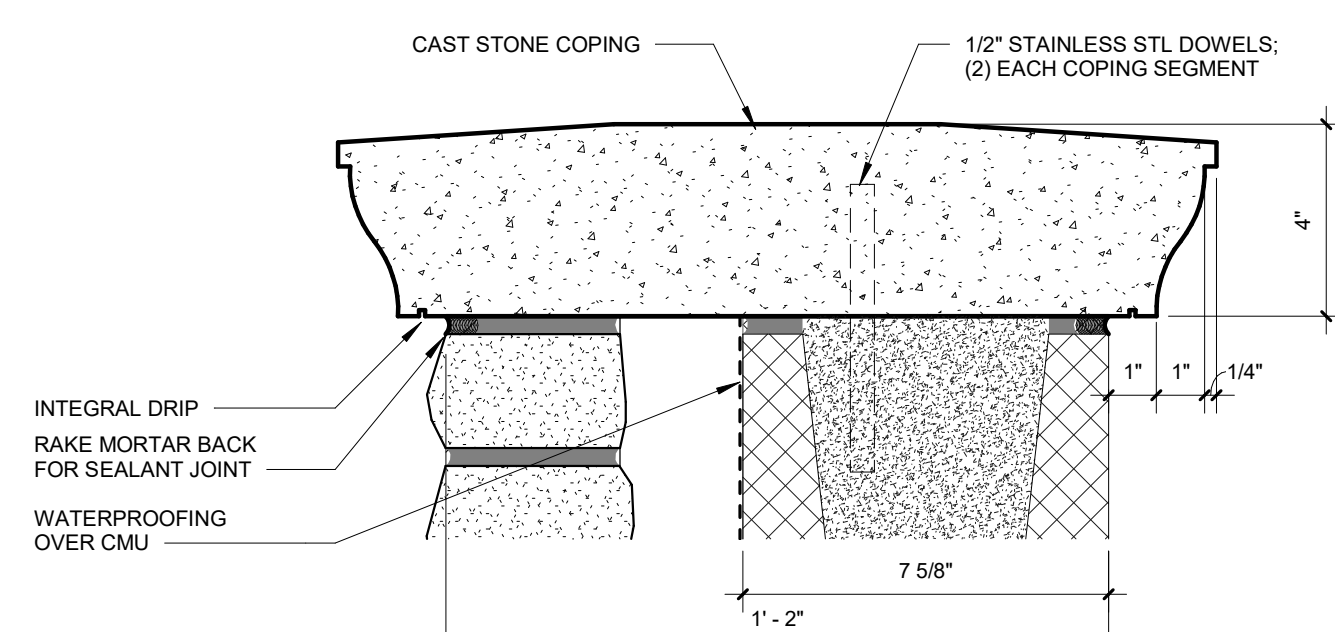
2 ELEVATION - TRASH ENCLOSURE GATE  
1/2" = 1'-0"



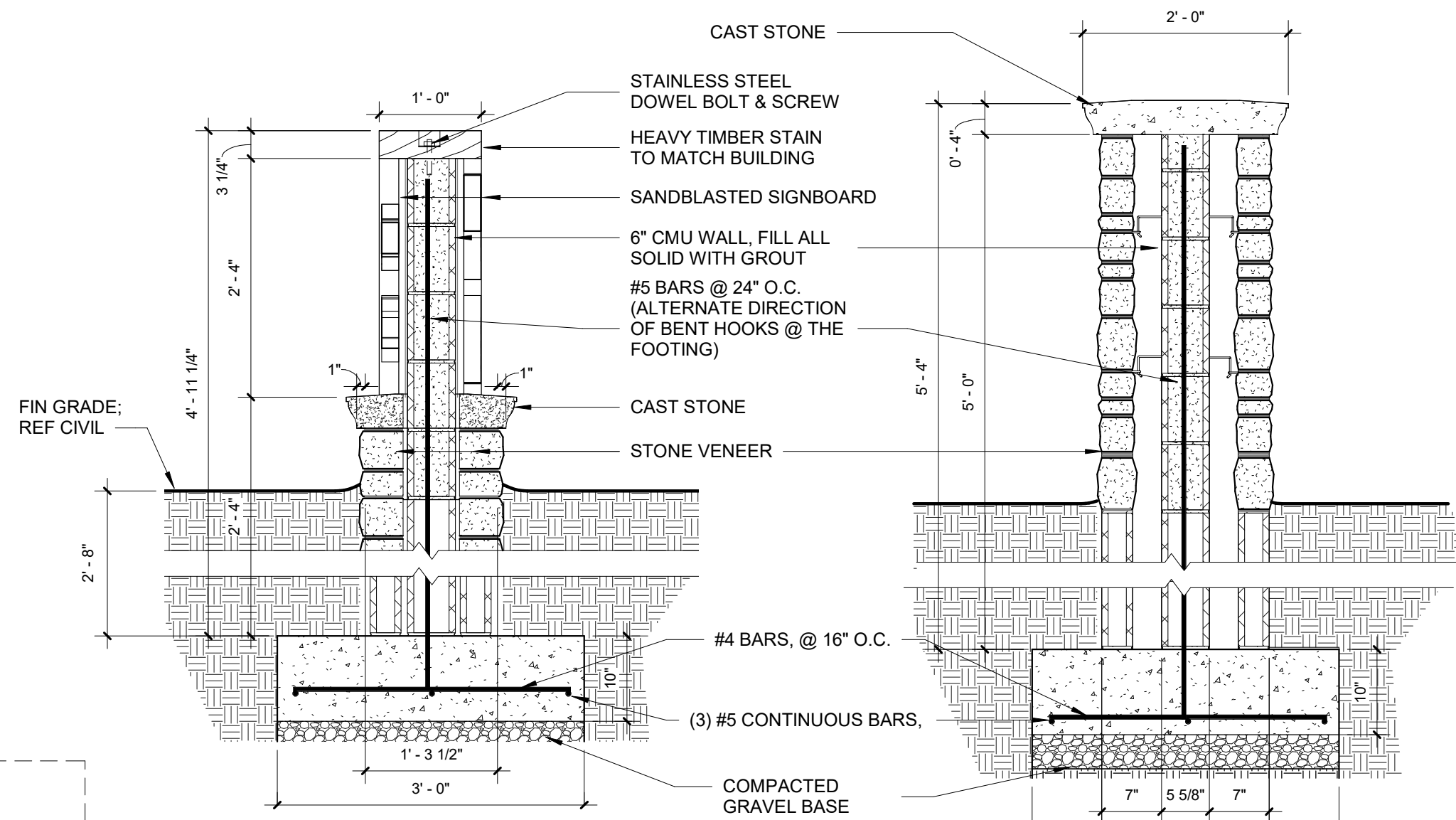
3 WALL SECTION - TRASH ENCLOSURE  
3/4" = 1'-0"



4 TYP BOLLARD  
3/4" = 1'-0"

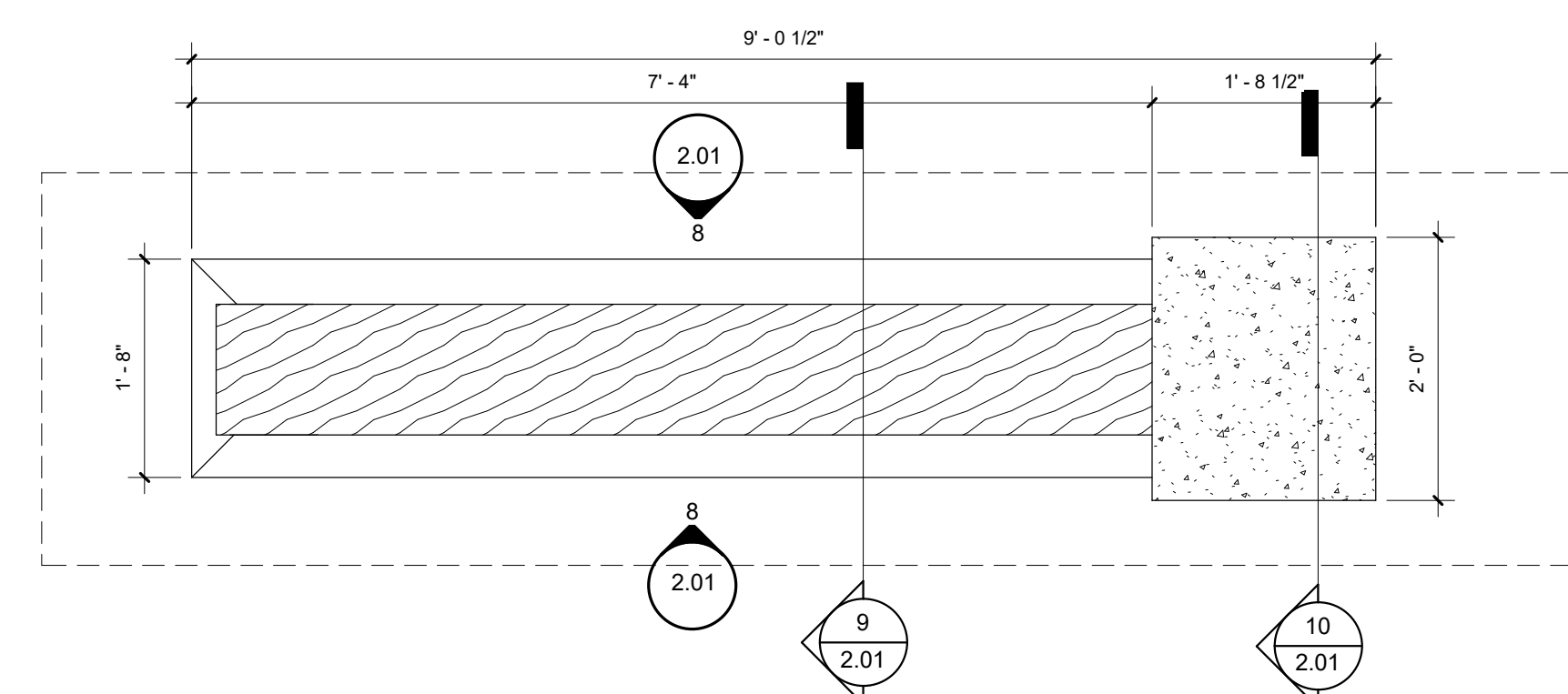


5 COPING (TRASH ENCLOSURE)  
3" = 1'-0"

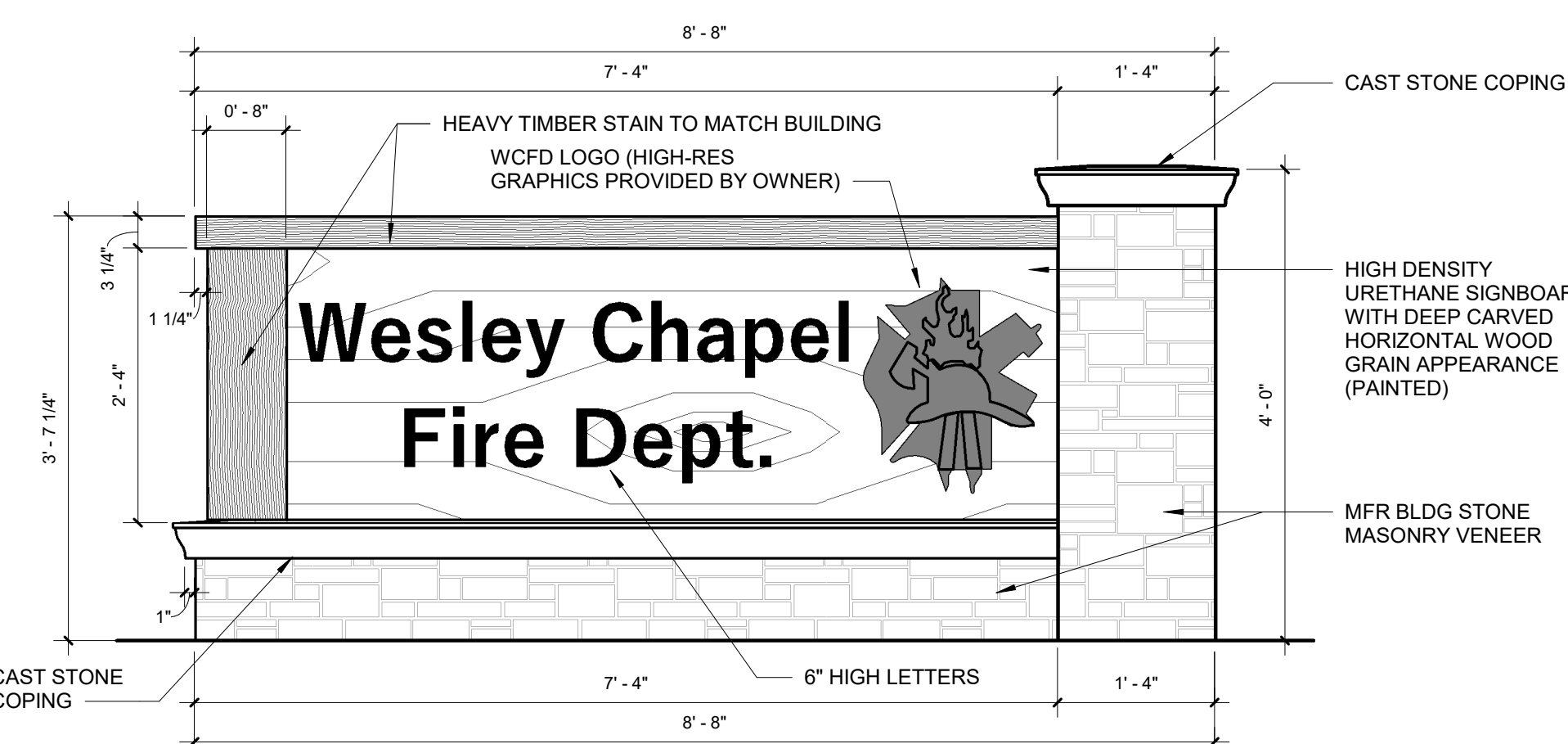


9 SECTION DETAIL  
3/4" = 1'-0"

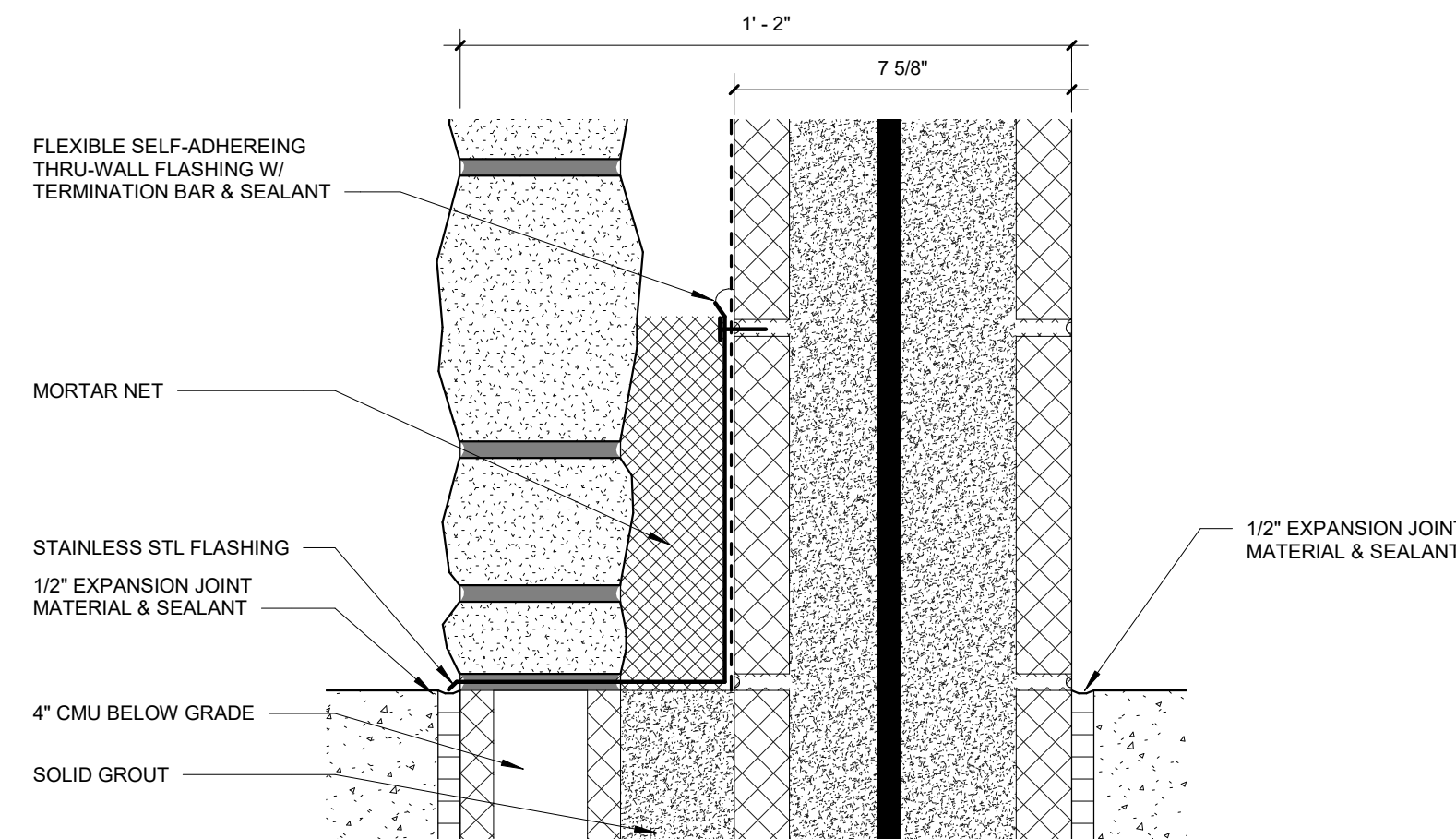
10 SECTION DETAIL  
3/4" = 1'-0"



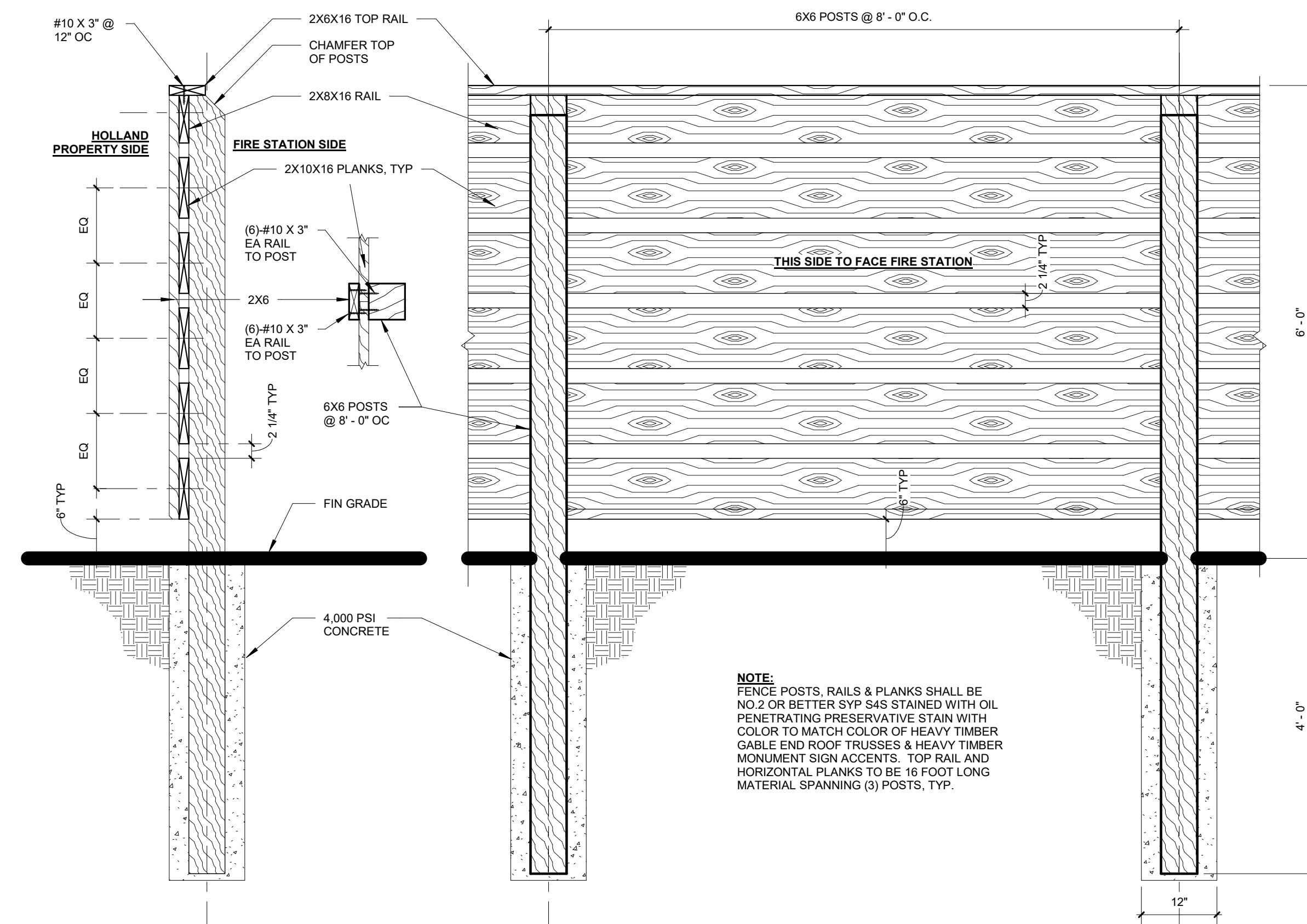
7 MONUMENT SIGN PLAN  
3/4" = 1'-0"



8 ELEVATION @ DOUBLE SIDED MONUMENT SIGN  
3/4" = 1'-0"



6 BASE FLASHING (TRASH ENCLOSURE)  
3" = 1'-0"

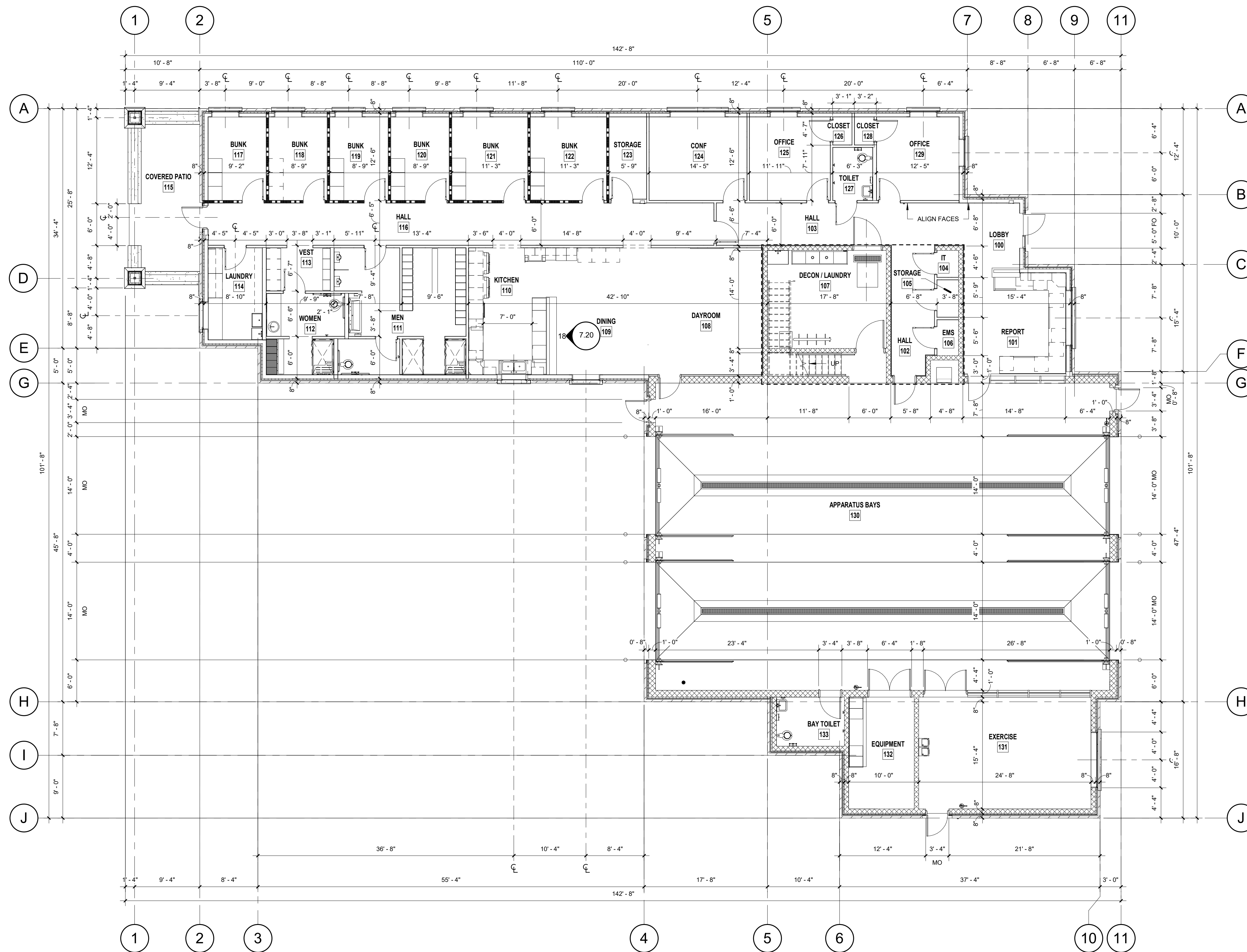


11 WOOD FENCE  
3/4" = 1'-0"

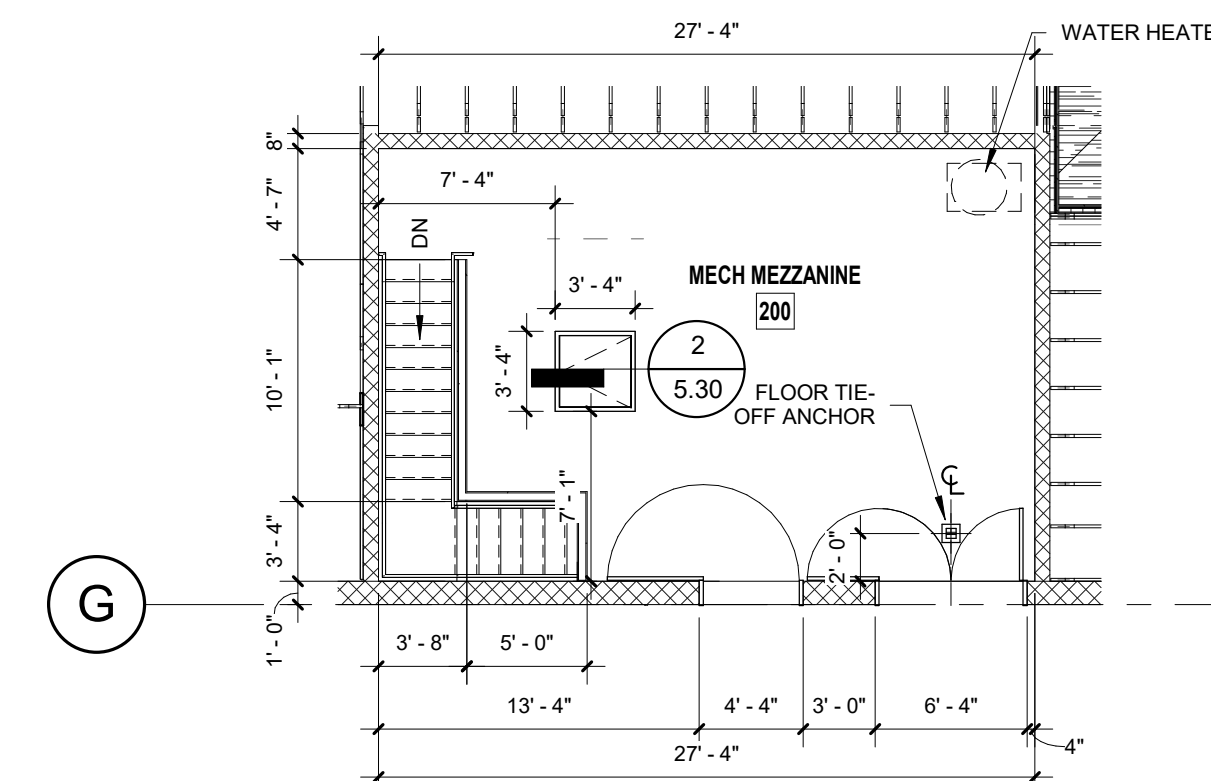
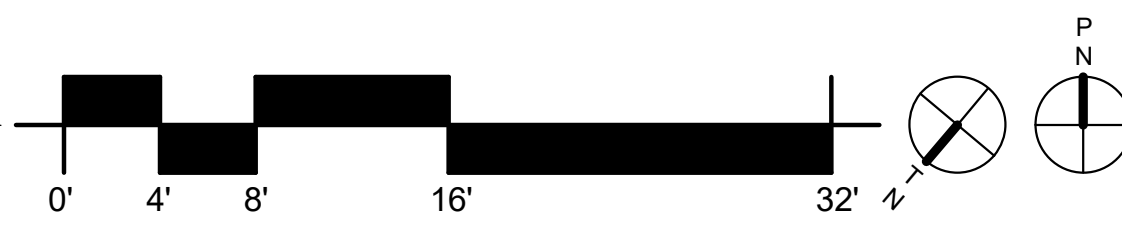
**GENERAL NOTE**

ALL NOTES APPLY TO ALL DRAWINGS AND ALL TRADES. IT IS THE RESPONSIBILITY OF ALL CONTRACTORS AND TRADES TO COORDINATE THE INSTALLATION OF THEIR WORK WITH THE INSTALLATION OF WORK BY ALL OTHER CONTRACTORS AND TRADES. THE REQUIREMENTS OF THE DRAWINGS, GENERAL REQUIREMENTS AND ALL ITEMS OF THE CONTRACT DOCUMENTS ARE EQUALLY BINDING ON ALL CONTRACTORS AND TRADES. EACH CONTRACTOR IS REQUIRED TO MAINTAIN FULL SETS OF THE CONTRACT DOCUMENTS FOR HIS EMPLOYEES USE ON THE PROJECT TO ASSURE THAT ALL WORK IS PROPERLY COORDINATED AND INSTALLED WITH THE WORK OF OTHER CONTRACTORS AND TRADES.

WHENEVER THERE ARE DISCREPANCIES BETWEEN DRAWINGS, OR BETWEEN THE DRAWINGS AND SPECIFICATIONS, OR CONFLICTS WITHIN THE SPECIFICATIONS AND/OR DRAWINGS, AND SUCH DISCREPANCY IS NOT CALLED TO THE ARCHITECT'S ATTENTION IN TIME TO PERMIT CLARIFICATION BY ADDENDUM, THE CONTRACTOR SHALL BASE HIS BID UPON PROVIDING THE BETTER QUALITY OR GREATER QUANTITY OF WORK OR MATERIAL CALLED FOR, SHALL SUBMIT A WRITTEN STATEMENT WITH HIS PROPOSAL NOTING SUCH DISCREPANCIES, AND SHALL SO FURNISH AND INSTALL SUCH BETTER QUALITY OR GREATER QUANTITY UNLESS OTHERWISE ORDERED IN WRITING.



① FLOOR PLAN - DIMENSIONS  
1/8" = 1'-0"



② MEZZANINE  
1/8" = 1'-0"



**GENERAL NOTE**

ALL NOTES APPLY TO ALL DRAWINGS AND ALL TRADES. IT IS THE RESPONSIBILITY OF ALL CONTRACTORS AND TRADES TO COORDINATE THE INSTALLATION OF THEIR WORK WITH THE INSTALLATION OF WORK BY ALL OTHER CONTRACTORS AND TRADES. THE REQUIREMENTS OF THE DRAWINGS, GENERAL REQUIREMENTS AND ALL ITEMS OF THE CONTRACT DOCUMENTS ARE EQUALLY BINDING ON ALL CONTRACTORS AND TRADES. EACH CONTRACTOR IS REQUIRED TO MAINTAIN FULL SETS OF THE CONTRACT DOCUMENTS FOR HIS EMPLOYEES USE ON THE PROJECT TO ASSURE THAT ALL WORK IS PROPERLY COORDINATED AND INSTALLED WITH THE WORK OF OTHER CONTRACTORS AND TRADES.

WHENEVER THERE ARE DISCREPANCIES BETWEEN DRAWINGS, OR BETWEEN THE DRAWINGS AND SPECIFICATIONS, OR CONFLICTS WITHIN THE SPECIFICATIONS AND/OR DRAWINGS, AND SUCH DISCREPANCY IS NOT CALLED TO THE ARCHITECT'S ATTENTION IN TIME TO PERMIT CLARIFICATION BY ADDENDUM, THE CONTRACTOR SHALL BASE HIS BID UPON PROVIDING THE BETTER QUALITY OR GREATER QUANTITY OF WORK OR MATERIAL CALLED FOR, SHALL SUBMIT A WRITTEN STATEMENT WITH HIS PROPOSAL NOTING SUCH DISCREPANCIES, AND SHALL SO FURNISH AND INSTALL SUCH BETTER QUALITY OR GREATER QUANTITY UNLESS OTHERWISE ORDERED IN WRITING.

Project No.  
**1619**

Date:  
11/8/2019 7:24:32 AM  
Drawn by:  
Author  
Checked by:  
Checker  
Revisions:

© STEWART-COOPER-NEWELL ARCHITECTS, P.A.

THIS DRAWING IS THE PROPERTY OF STEWART-COOPER-NEWELL ARCHITECTS, P.A. AND IS TO BE USED ONLY FOR THE PROJECT AND SITE SPECIFICALLY IDENTIFIED HEREON. ANY REPRODUCTION OR USE IN ANY MANNER WITHOUT THE WRITTEN PERMISSION OF STEWART-COOPER-NEWELL ARCHITECTS, P.A. IS STRICTLY PROHIBITED.

STEWART-COOPER-NEWELL ARCHITECTS, P.A.  
REGISTERED PROFESSIONAL ARCHITECTS  
LIC. NO. 51313  
NORTH CAROLINA  
GASTONIA, NC

719 East Second Avenue  
Raleigh, NC 27601  
Phone: 704.865.6311  
Fax: 704.865.0046

**Stewart · Cooper · Newell Architects**  
www.scn-architects.com 1.800.671.0621

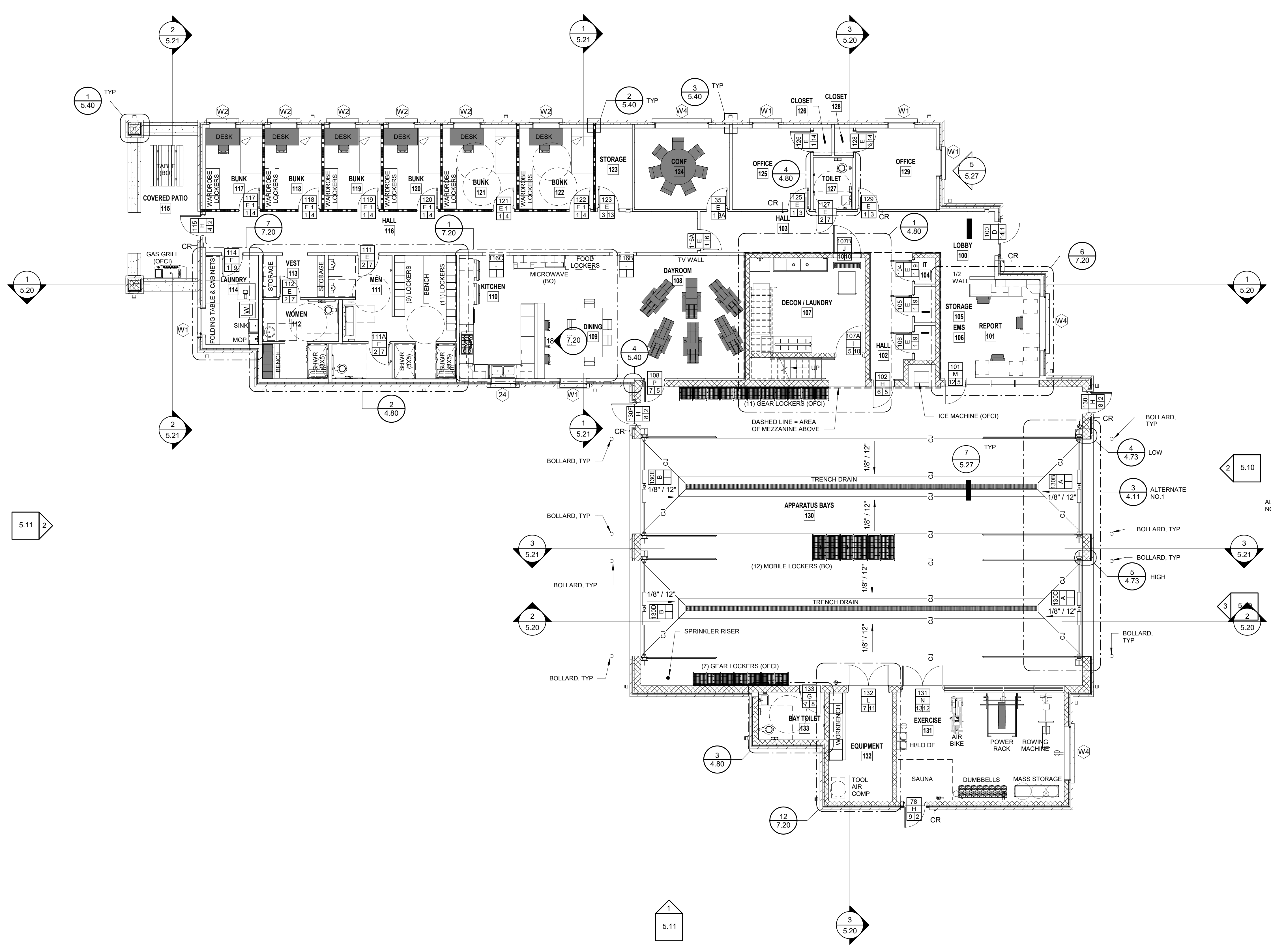
Preliminary Review Set

11/8/19

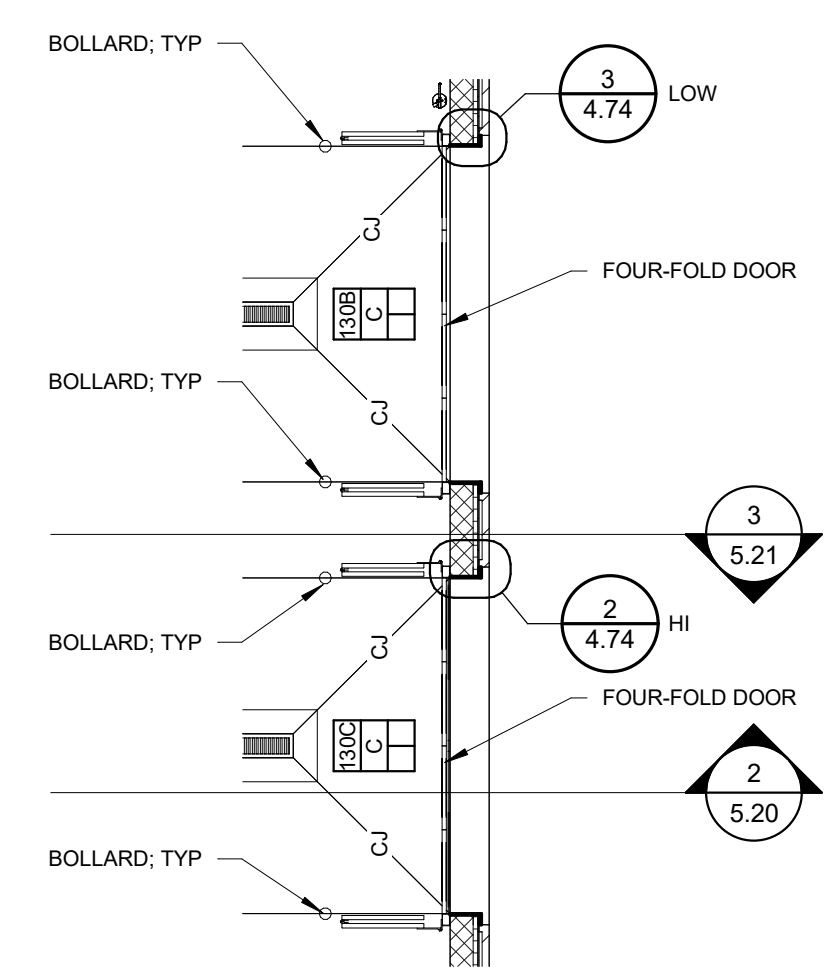
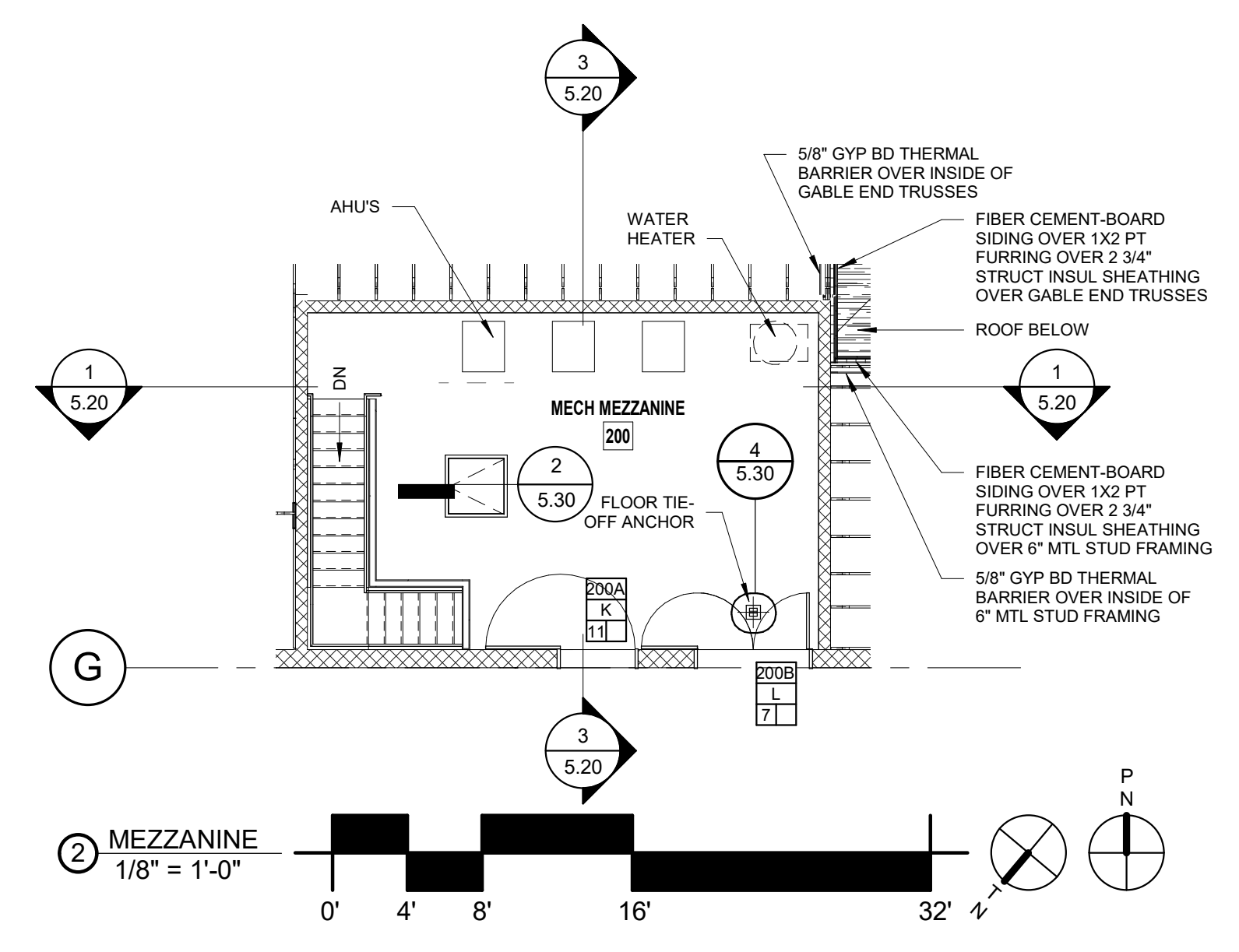
WESLEY CHAPEL VFD  
STATION NO. 44  
Weddington, North Carolina

DIMENSION PLAN

Sheet No.  
**4.10**



① FLOOR PLAN - TAGS & NOTES  
1/8" = 1'-0"

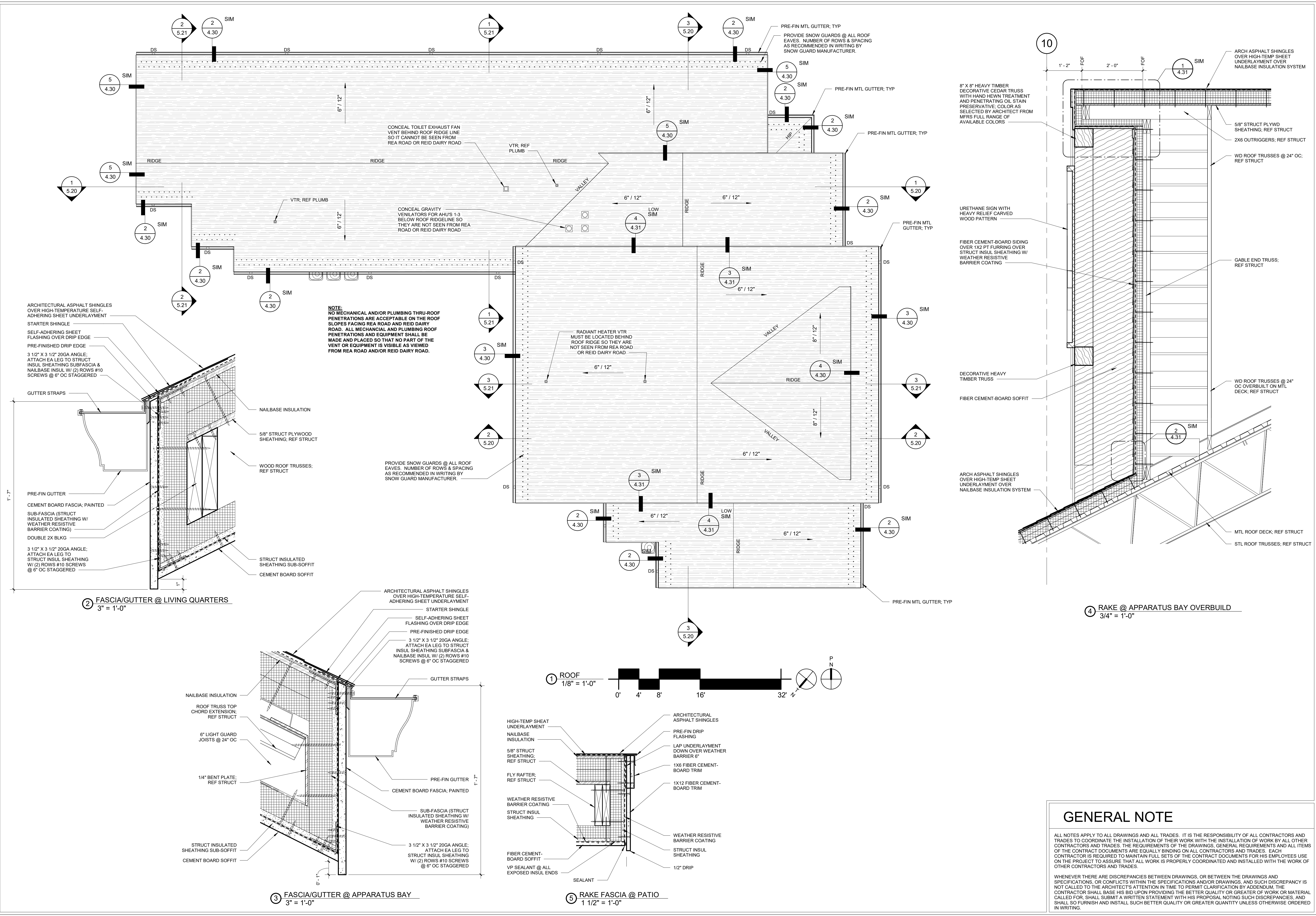


FLOOR PLAN - PARTIAL (ALTERNATE NO. 1)  
1/8" = 1'-0"

**GENERAL NOTE**

ALL NOTES APPLY TO ALL DRAWINGS AND ALL TRADES. IT IS THE RESPONSIBILITY OF ALL CONTRACTORS AND TRADES TO COORDINATE THE INSTALLATION OF THEIR WORK WITH THE INSTALLATION OF WORK BY ALL OTHER CONTRACTORS AND TRADES. THE REQUIREMENTS OF THE DRAWINGS, GENERAL REQUIREMENTS AND ALL ITEMS OF THE CONTRACT DOCUMENTS ARE EQUALLY BINDING ON ALL CONTRACTORS AND TRADES. EACH CONTRACTOR IS REQUIRED TO MAINTAIN FULL SETS OF THE CONTRACT DOCUMENTS FOR HIS EMPLOYEES USE ON THE PROJECT TO ASSURE THAT ALL WORK IS PROPERLY COORDINATED AND INSTALLED WITH THE WORK OF OTHER CONTRACTORS AND TRADES.

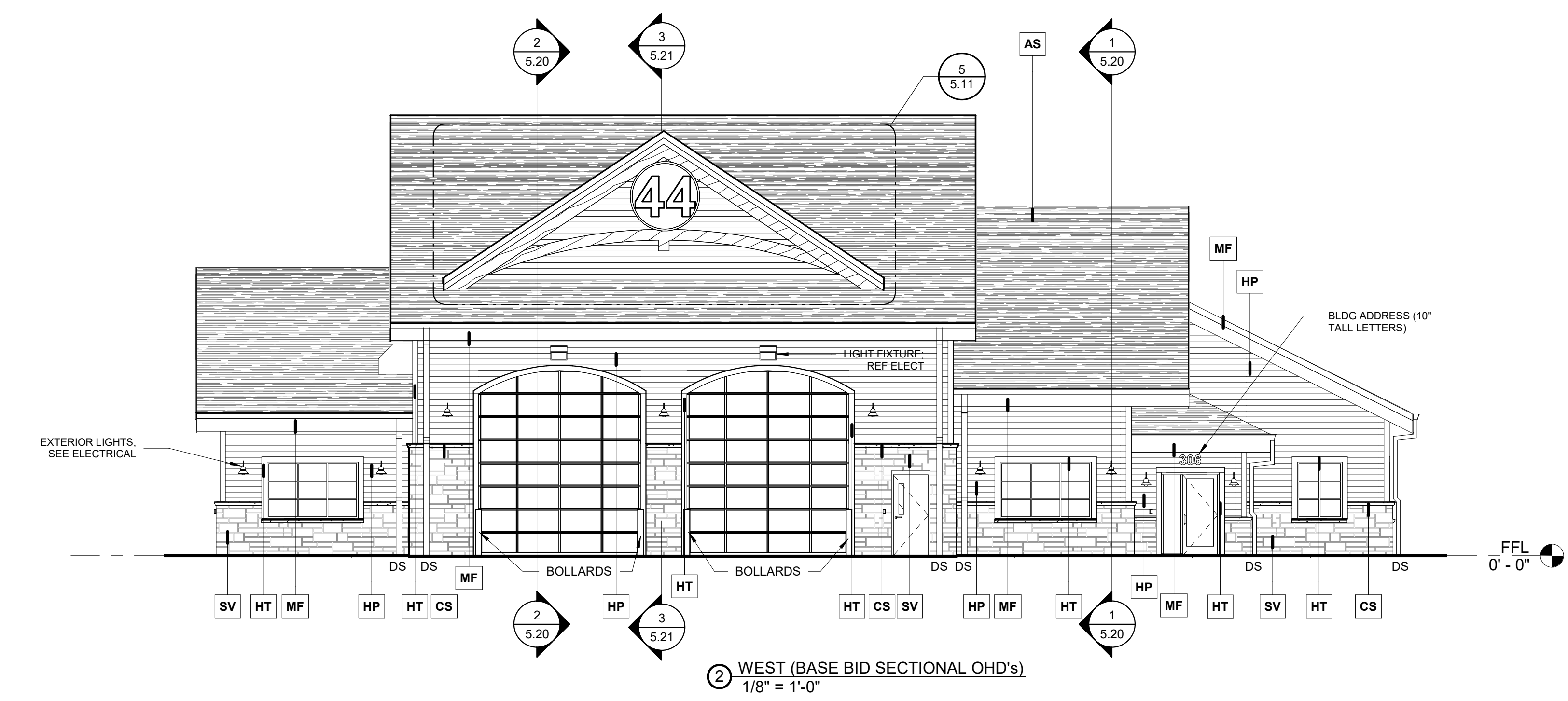
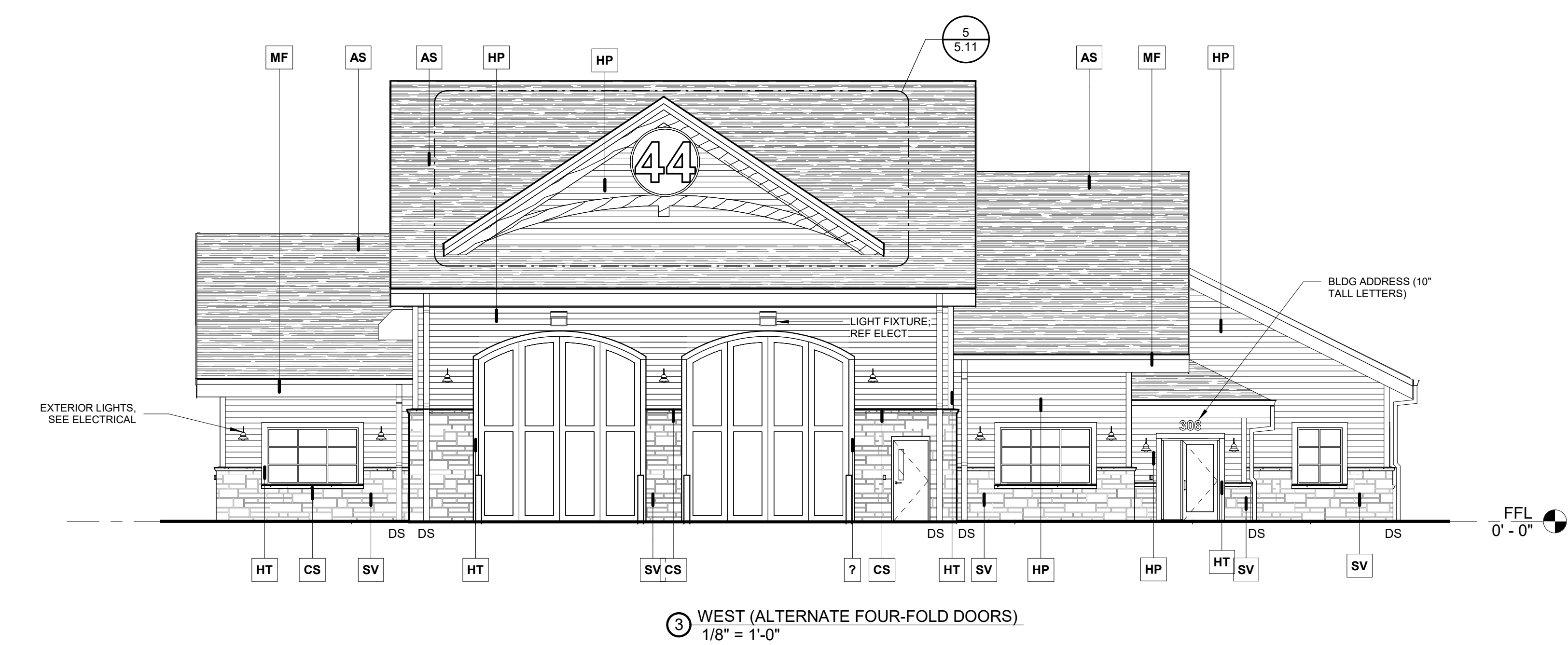
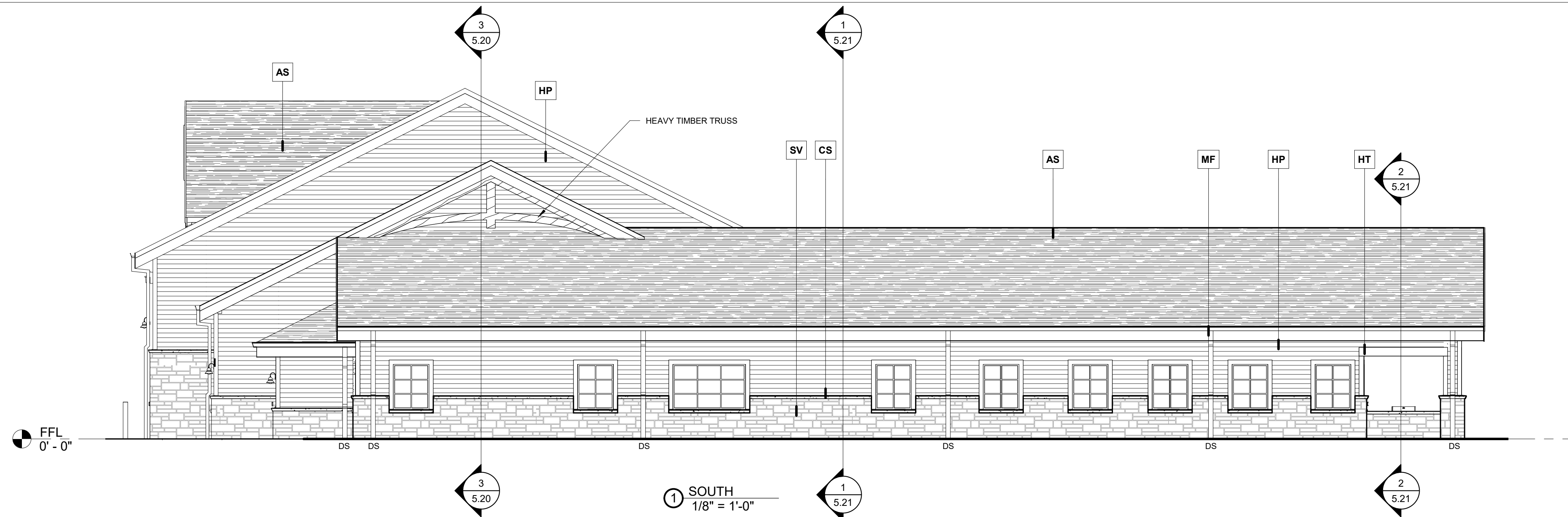
WHENEVER THERE ARE DISCREPANCIES BETWEEN DRAWINGS, OR BETWEEN THE DRAWINGS AND SPECIFICATIONS, OR CONFLICTS WITHIN THE SPECIFICATIONS AND/OR DRAWINGS, AND SUCH DISCREPANCY IS NOT CALLED TO THE ARCHITECT'S ATTENTION IN TIME TO PERMIT CLARIFICATION BY ADDENDUM, THE CONTRACTOR SHALL BASE HIS BID UPON PROVIDING THE BETTER QUALITY OR GREATER QUANTITY OF WORK OR MATERIAL CALLED FOR, SHALL SUBMIT A WRITTEN STATEMENT WITH HIS PROPOSAL NOTING SUCH DISCREPANCIES, AND SHALL SO FURNISH AND INSTALL SUCH BETTER QUALITY OR GREATER QUANTITY UNLESS OTHERWISE ORDERED IN WRITING.



**GENERAL NOTE**

ALL NOTES APPLY TO ALL DRAWINGS AND ALL TRADES. IT IS THE RESPONSIBILITY OF ALL CONTRACTORS AND TRADES TO COORDINATE THE INSTALLATION OF THEIR WORK WITH THE INSTALLATION OF WORK BY ALL OTHER CONTRACTORS AND TRADES. THE REQUIREMENTS OF THE DRAWINGS, GENERAL REQUIREMENTS AND ALL ITEMS OF THE CONTRACT DOCUMENTS ARE EQUALLY BINDING ON ALL CONTRACTORS AND TRADES. EACH CONTRACTOR IS REQUIRED TO MAINTAIN FULL SETS OF THE CONTRACT DOCUMENTS FOR HIS EMPLOYEES USE ON THE PROJECT TO ASSURE THAT ALL WORK IS PROPERLY COORDINATED AND INSTALLED WITH THE WORK OF OTHER CONTRACTORS AND TRADES.

WHENEVER THERE ARE DISCREPANCIES BETWEEN DRAWINGS, OR BETWEEN THE DRAWINGS AND SPECIFICATIONS, OR CONFLICTS WITHIN THE SPECIFICATIONS AND/OR DRAWINGS, AND SUCH DISCREPANCY IS NOT CALLED TO THE ARCHITECT'S ATTENTION IN TIME TO PERMIT CLARIFICATION BY ADDENDUM, THE CONTRACTOR SHALL BASE HIS BID UPON PROVIDING THE BETTER QUALITY OR GREATER QUANTITY OF WORK OR MATERIAL CALLED FOR. SHALL SUBMIT A WRITTEN STATEMENT WITH HIS PROPOSAL NOTING SUCH DISCREPANCIES, AND SHALL SO FURNISH AND INSTALL SUCH BETTER QUALITY OR GREATER QUANTITY UNLESS OTHERWISE ORDERED IN WRITING.



**EXTERIOR MATERIALS:**

**STONE VENEER (SV)**  
 SV GENERAL SHALE PRODUCTS- COLOR: CHESTNUT VELOUR (FIELD BRICK)

**MORTAR - TYPE 'S'**  
 MORTAR JOINTS - CONCAVE ROUND TOOLED JOINTS.  
 SEE ELEVATIONS FOR CONTROL JOINT LOCATIONS

**ROOF - ASPHALT SHINGLES (RF)**  
 RF ASPHALT SHINGLES COLOR:

**METAL FASCIA (MF) & ROOF FLASHING**  
 COLOR TO MATCH ROOF SHINGLES

**METAL GUTTERS & DOWNSPOUTS**  
 COLOR TO MATCH ROOF (DOWNSPOUT SIZE: 4" X 4" X 26GA.)

**HOLLOW METAL DOORS & FRAMES**  
 (DOORS) PPG SEMI-GLOSS EPOXY PAINT. COLOR: TBD  
 (FRAMES) PPG SEMI-GLOSS EPOXY PAINT. COLOR: TBD

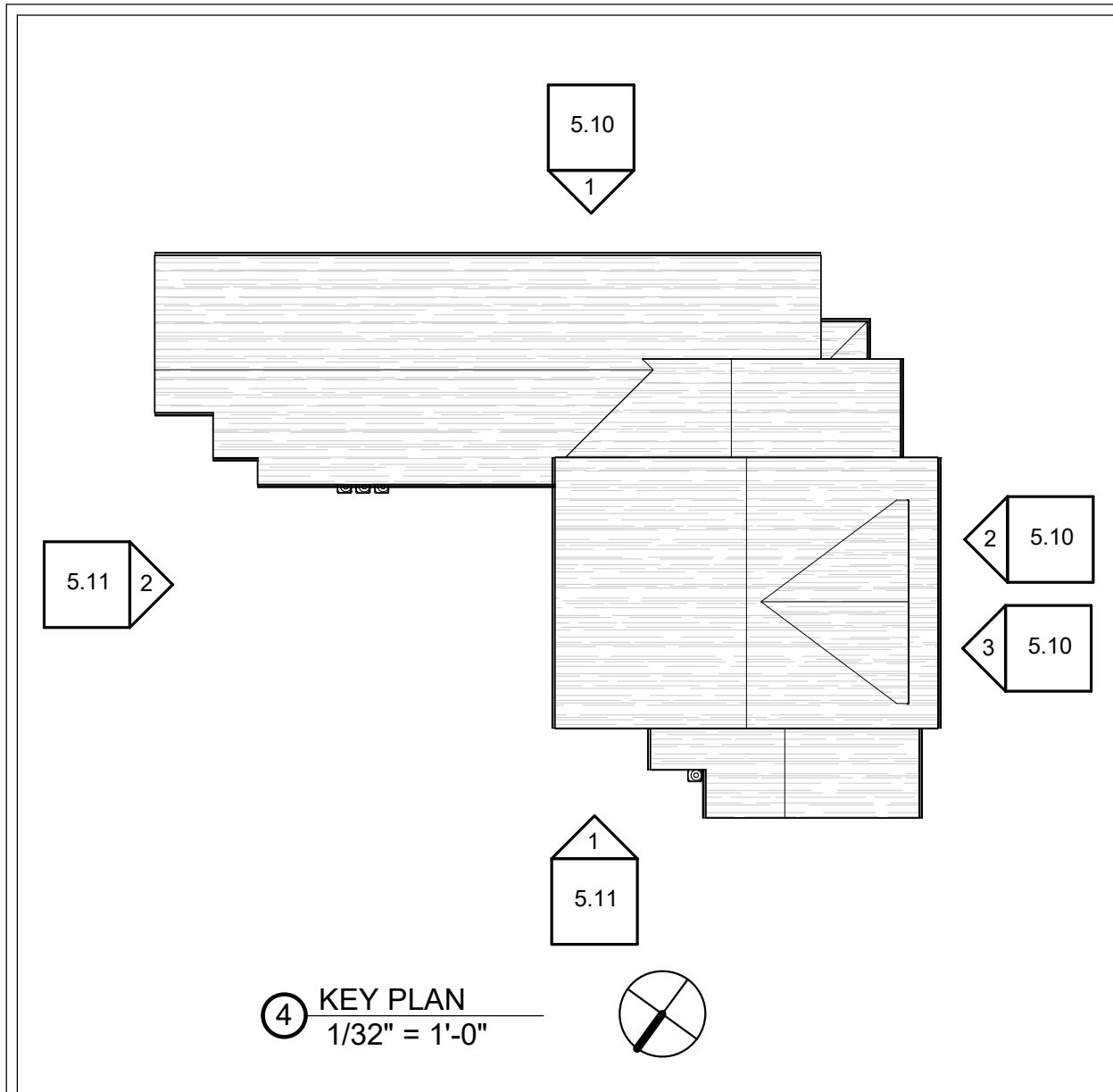
**STOREFRONT (Doors & Windows)**  
 ALUMINUM STOREFRONT, KAWNEER TRIFAB VG-451/451T-ANODIZED CLEAR

**LOUVERS**  
 RUSKIN, REFER TO MECHANICAL DRAWINGS FOR SIZE AND TYPE (COLOR : TBD)

**OVERHEAD DOORS**  
 BASE BID:  
 SECTIONAL OVERHEAD DOORS  
 (ONE-ROW ALUMINUM INSULATED GLASS AND POWDER COATED INSULATED FLAT STEEL PANELS IN STANDARD COLOR:TBD)  
 ALTERNATE-1:  
 FOUR-FOLD DOORS:  
 (ONE-ROW ALUMINUM INSULATED GLASS AND POWDER COATED INSULATED FLAT STEEL PANELS IN STANDARD COLOR:TBD)

**SIDINGS (HP), SOFFIT (HS) & TRIMS (HT)**  
 HP FIBER CEMENT SIDING (COLOR: TBD)  
 HS FIBER CEMENT SOFFIT (COLOR: TBD)  
 HT TRIM BOARD FIBER CEMENT (COLOR:TBD)

**CASTSTONE (CS-1)**  
 CS-1 PRE-CAST (COLOR: TBD)  
 CS-2 PRE-CAST (COLOR: TBD)



**GENERAL NOTE**  
 ALL NOTES APPLY TO ALL DRAWINGS AND ALL TRADES. IT IS THE RESPONSIBILITY OF ALL CONTRACTORS AND TRADES TO COORDINATE THE INSTALLATION OF THEIR WORK WITH THE INSTALLATION OF WORK BY ALL OTHER CONTRACTORS AND TRADES. THE REQUIREMENTS OF THE DRAWINGS, GENERAL REQUIREMENTS AND ALL ITEMS OF THE CONTRACT DOCUMENTS ARE EQUALLY BINDING ON ALL CONTRACTORS AND TRADES. EACH CONTRACTOR IS REQUIRED TO MAINTAIN FULL SETS OF THE CONTRACT DOCUMENTS FOR HIS EMPLOYEES USE ON THE PROJECT TO ASSURE THAT ALL WORK IS PROPERLY COORDINATED AND INSTALLED WITH THE WORK OF OTHER CONTRACTORS AND TRADES.  
 WHENEVER THERE ARE DISCREPANCIES BETWEEN DRAWINGS, OR BETWEEN THE DRAWINGS AND SPECIFICATIONS, OR CONFLICTS WITHIN THE SPECIFICATIONS AND/OR DRAWINGS, AND SUCH DISCREPANCY IS NOT CALLED TO THE ARCHITECT'S ATTENTION IN TIME TO PERMIT CLARIFICATION BY ADDENDUM, THE CONTRACTOR SHALL BASE HIS BID UPON PROVIDING THE BETTER QUALITY OR GREATER OF WORK OR MATERIAL CALLED FOR. SHALL SUBMIT A WRITTEN STATEMENT WITH HIS PROPOSAL NOTING SUCH DISCREPANCIES, AND SHALL SO FURNISH AND INSTALL SUCH BETTER QUALITY OR GREATER QUANTITY UNLESS OTHERWISE ORDERED IN WRITING.

Project No.  
**1619**

Date:  
 11/8/2019 7:24:52 AM  
 Drawn by:  
 Author  
 Checked by:  
 Checker  
 Revisions:

© STEWART-COOPER-NEWELL ARCHITECTS, P.A.  
 THIS DRAWING IS THE PROPERTY OF AND IS SUBJECT TO THE TERMS, CONDITIONS AND RESTRICTIONS OF THE PROFESSIONAL SERVICES AGREEMENT OR STATEMENT OF WORK. UNAUTHORIZED REPRODUCTION OR USE IN ANY MANNER WITHOUT THE WRITTEN PERMISSION OF STEWART-COOPER-NEWELL ARCHITECTS, P.A.



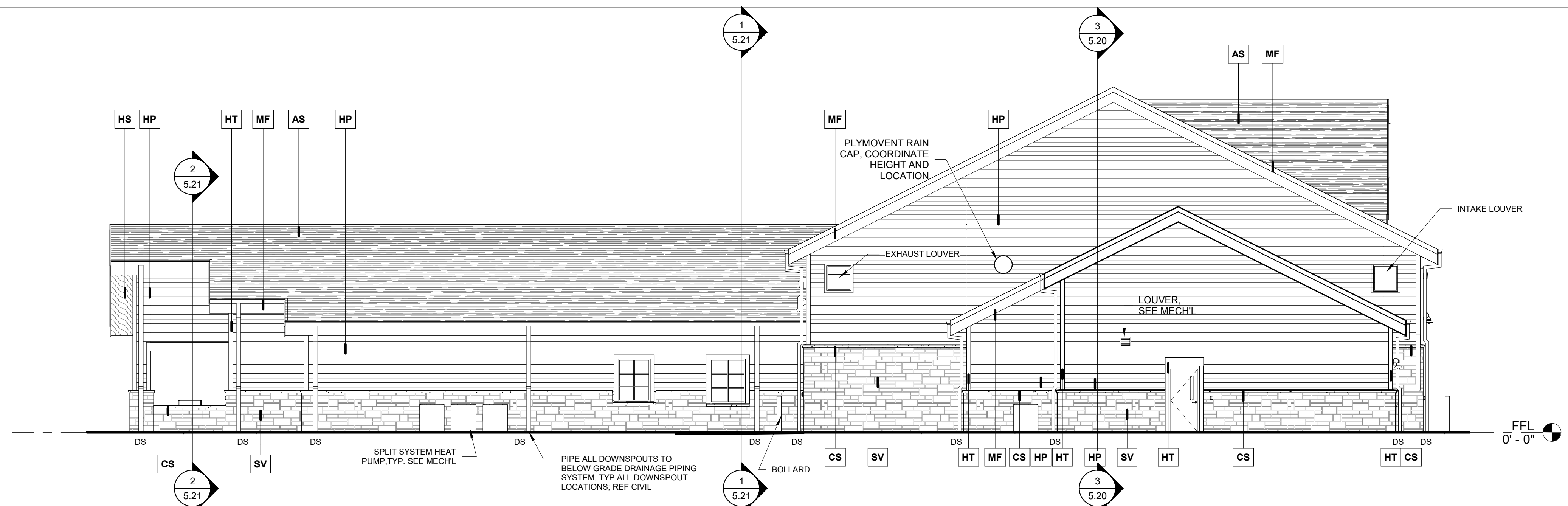
719 East Second Avenue  
 Gastonia, NC 28054  
 Phone: 704.865.0311  
 Fax: 704.865.0046

**Stewart-Cooper-Newell Architects**  
 www.scn-architects.com  
 1-800.671.0621

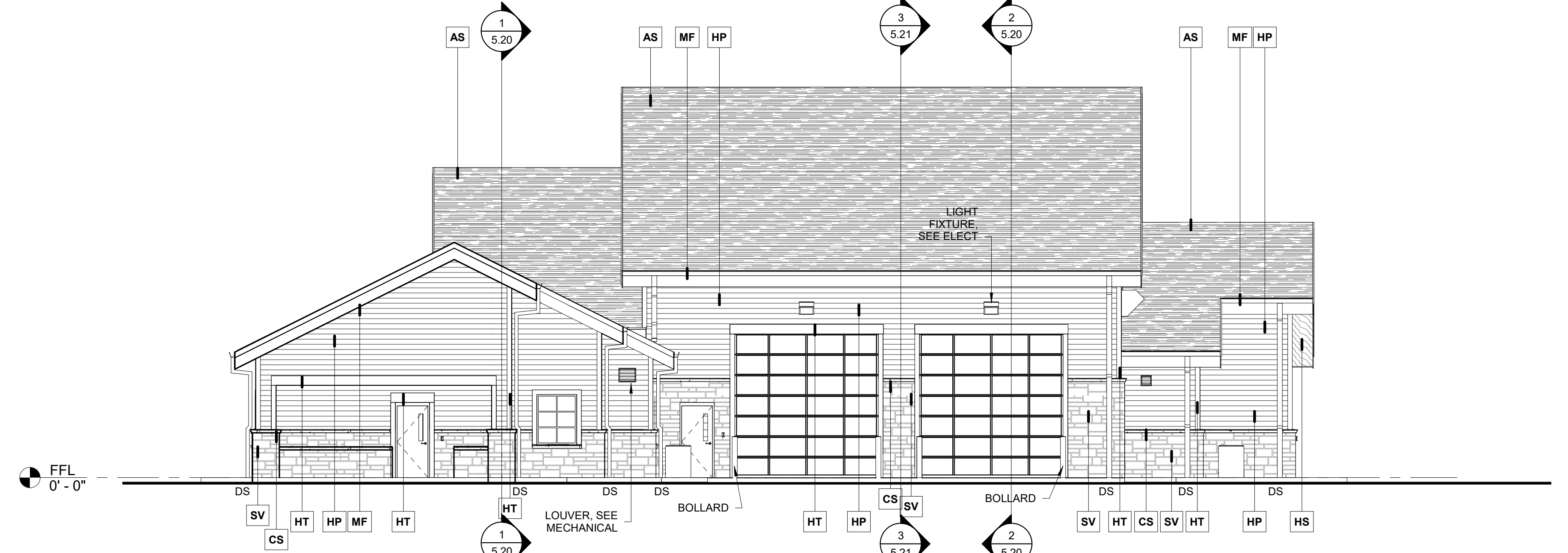
Preliminary Review Set

WESLEY CHAPEL VFD  
 STATION NO.44  
 Weddington, North Carolina  
 ELEVATIONS - EXTERIOR

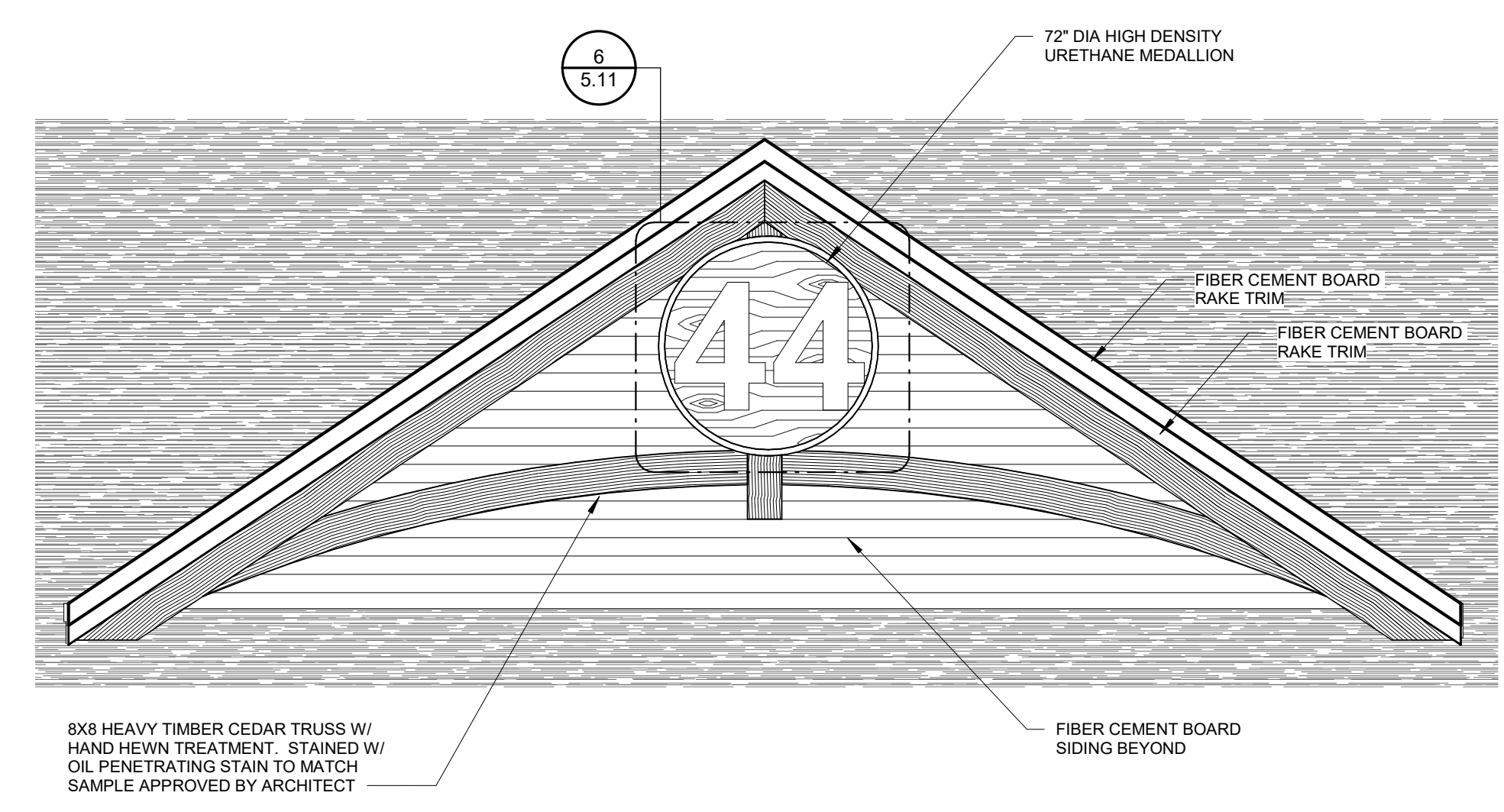
Sheet No.  
**5.10**



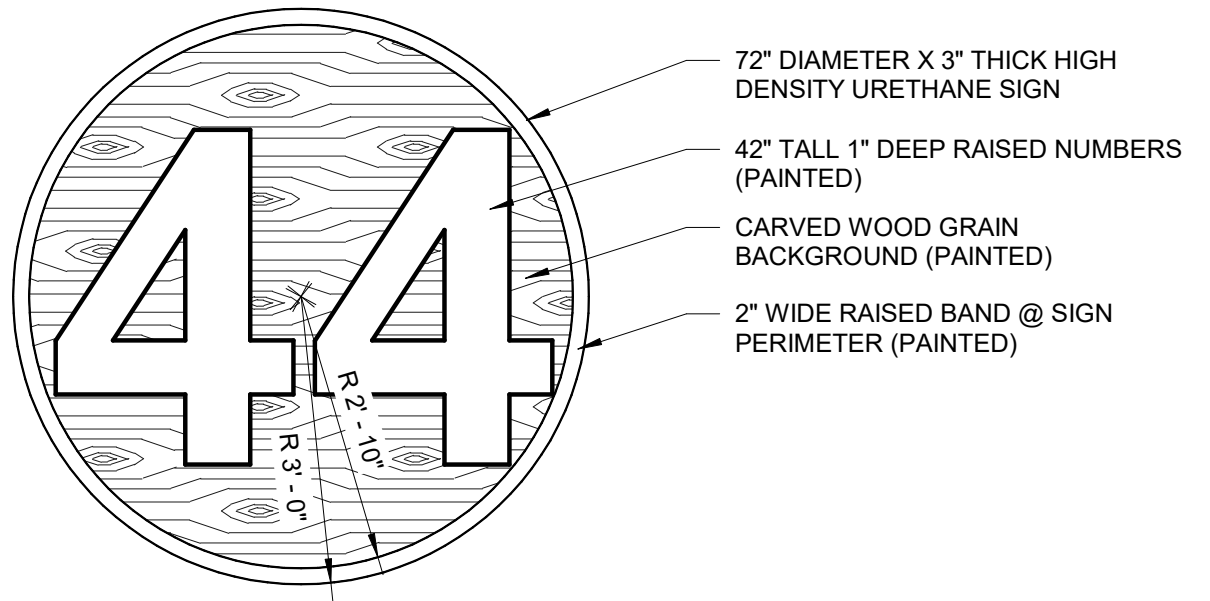
1 NORTH ELEVATION  
1/8" = 1'-0"



2 EAST ELEVATION  
1/8" = 1'-0"

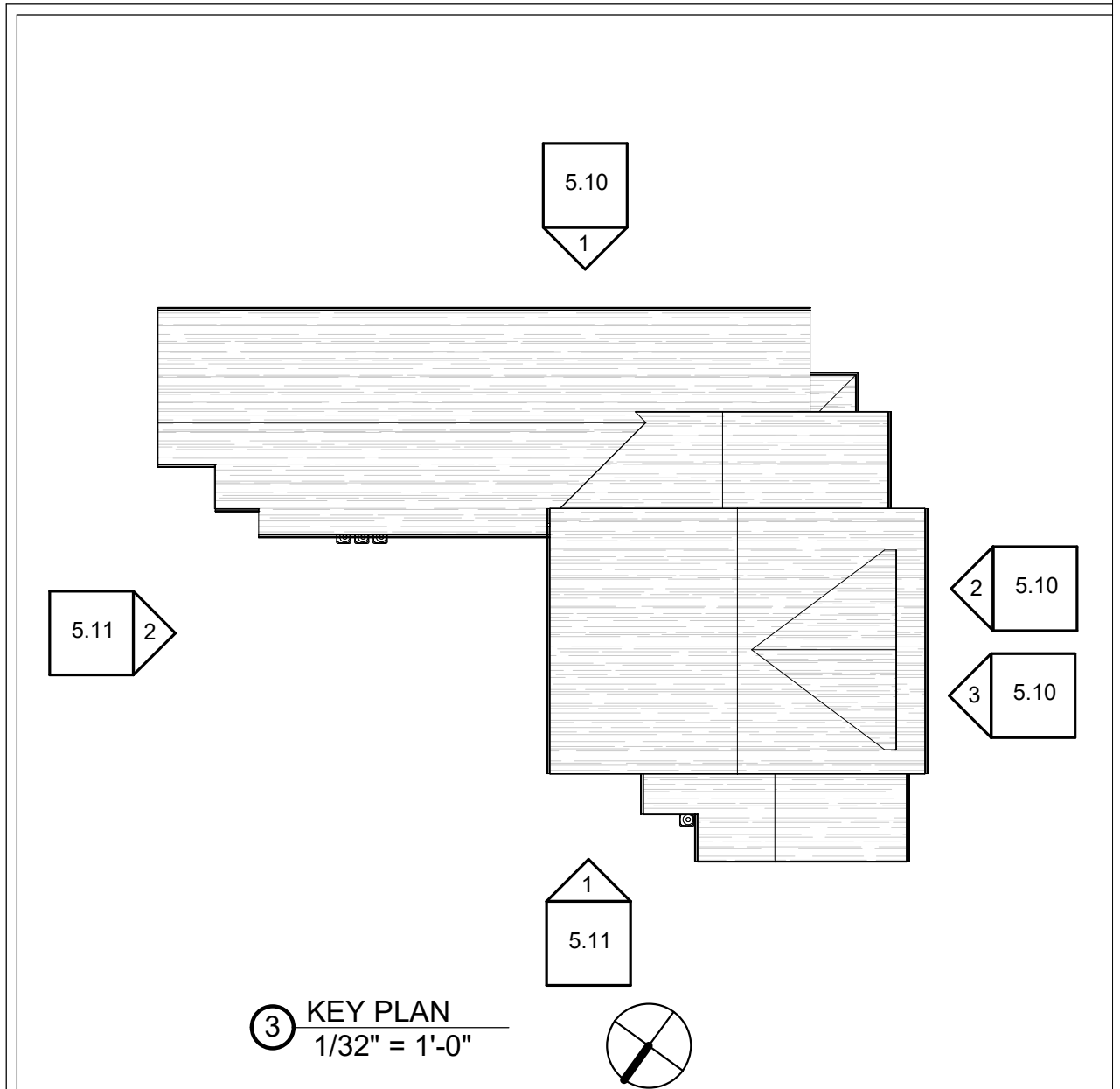


5 PARTIAL ENLARGED ELEVATION  
1/4" = 1'-0"



6 MEDALLION ELEVATION  
1/2" = 1'-0"

- STONE VENEER (SV)**  
SV GENERAL SHALE PRODUCTS- COLOR: CHESTNUT VELOUR (FIELD BRICK)
- MORTAR - TYPE 'S'**  
MORTAR JOINTS - CONCAVE ROUND TOOLED JOINTS. SEE ELEVATIONS FOR CONTROL JOINT LOCATIONS
- ROOF - ASPHALT SHINGLES (AS)**  
RF ASPHALT SHINGLES COLOR:
- METAL FASCIA (MF) & ROOF FLASHING**  
COLOR TO MATCH ROOF SHINGLES
- METAL GUTTERS & DOWNSPOUTS**  
COLOR TO MATCH ROOF (DOWNSPOUT SIZE: 4" X 4" X 26GA.)
- HOLLOW METAL DOORS & FRAMES**  
(DOORS) PPG SEMI-GLOSS EPOXY PAINT: COLOR, TBD  
(FRAMES) PPG SEMI-GLOSS EPOXY PAINT: COLOR, TBD
- STOREFRONT (Doors & Windows)**  
ALUMINUM STOREFRONT, KAWNEER TRIFAB VG-451/451T-ANODIZED CLEAR
- LOUVERS**  
RUSKIN, REFER TO MECHANICAL DRAWINGS FOR SIZE AND TYPE (COLOR : TBD)
- OVERHEAD DOORS**  
BASE BID:  
SECTIONAL OVERHEAD DOORS (ONE-ROW ALUMINUM INSULATED GLASS AND POWDER COATED INSULATED FLAT STEEL PANELS IN STANDARD COLOR:TBD)  
ALTERNATE-1:  
FOUR-FOLD DOORS: (ONE-ROW ALUMINUM INSULATED GLASS AND POWDER COATED INSULATED FLAT STEEL PANELS IN STANDARD COLOR:TBD)
- SIDINGS (HP), SOFFIT (HS) & TRIMS (HT-)**  
HP FIBER CEMENT SIDING (COLOR: TBD)  
HS FIBER CEMENT SOFFIT (COLOR: TBD)  
HT-1 9 1/4" TRIM BOARD FIBER CEMENT (COLOR:TBD)  
HT-2 5 1/2" TRIM BOARD FIBER CEMENT (COLOR:TBD)
- CASTSTONE (CS-1)**  
CS-1 PRE-CAST (COLOR: TBD)  
CS-2 PRE-CAST (COLOR: TBD)



3 KEY PLAN  
1/32" = 1'-0"

**GENERAL NOTE**

ALL NOTES APPLY TO ALL DRAWINGS AND ALL TRADES. IT IS THE RESPONSIBILITY OF ALL CONTRACTORS AND TRADES TO COORDINATE THE INSTALLATION OF THEIR WORK WITH THE INSTALLATION OF WORK BY ALL OTHER CONTRACTORS AND TRADES. THE REQUIREMENTS OF THE DRAWINGS, GENERAL REQUIREMENTS AND ALL ITEMS OF THE CONTRACT DOCUMENTS ARE EQUALLY BINDING ON ALL CONTRACTORS AND TRADES. EACH CONTRACTOR IS REQUIRED TO MAINTAIN FULL SETS OF THE CONTRACT DOCUMENTS FOR HIS EMPLOYEES USE ON THE PROJECT TO ASSURE THAT ALL WORK IS PROPERLY COORDINATED AND INSTALLED WITH THE WORK OF OTHER CONTRACTORS AND TRADES.

WHENEVER THERE ARE DISCREPANCIES BETWEEN DRAWINGS, OR BETWEEN THE DRAWINGS AND SPECIFICATIONS, OR CONFLICTS WITHIN THE SPECIFICATIONS AND/OR DRAWINGS, AND SUCH DISCREPANCY IS NOT CALLED TO THE ARCHITECT'S ATTENTION IN TIME TO PERMIT CLARIFICATION BY ADDENDUM, THE CONTRACTOR SHALL BASE HIS BID UPON PROVIDING THE BETTER QUALITY OR GREATER OF WORK OR MATERIAL CALLED FOR. SHALL SUBMIT A WRITTEN STATEMENT WITH HIS PROPOSAL NOTING SUCH DISCREPANCIES, AND SHALL SO FURNISH AND INSTALL SUCH BETTER QUALITY OR GREATER QUANTITY UNLESS OTHERWISE ORDERED IN WRITING.

Project No.  
**1619**

Date:  
11/8/2019 7:24:56 AM  
Drawn by:  
Author  
Checked by:  
Check  
Revisions:

© STEWART-COOPER-NEWELL ARCHITECTS, P.A.  
THIS DRAWING IS THE PROPERTY OF AND IS SUBJECT TO THE TERMS, CONDITIONS AND RESTRICTIONS OF THE PROFESSIONAL SERVICES AGREEMENT. ANY REPRODUCTION, COPIES OR USES IN ANY MANNER WITHOUT THE WRITTEN PERMISSION OF STEWART-COOPER-NEWELL ARCHITECTS, P.A.

STEWART-COOPER-NEWELL ARCHITECTS, P.A.  
LIC. NO. 51313  
GASTONIA, NC

719 East Second Avenue  
Gastonia, NC 28054  
Phone: 704.865.0311  
Fax: 704.865.0046

**Stewart · Cooper · Newell Architects**  
www.scn-architects.com

1-800.671.0621

Preliminary Review Set

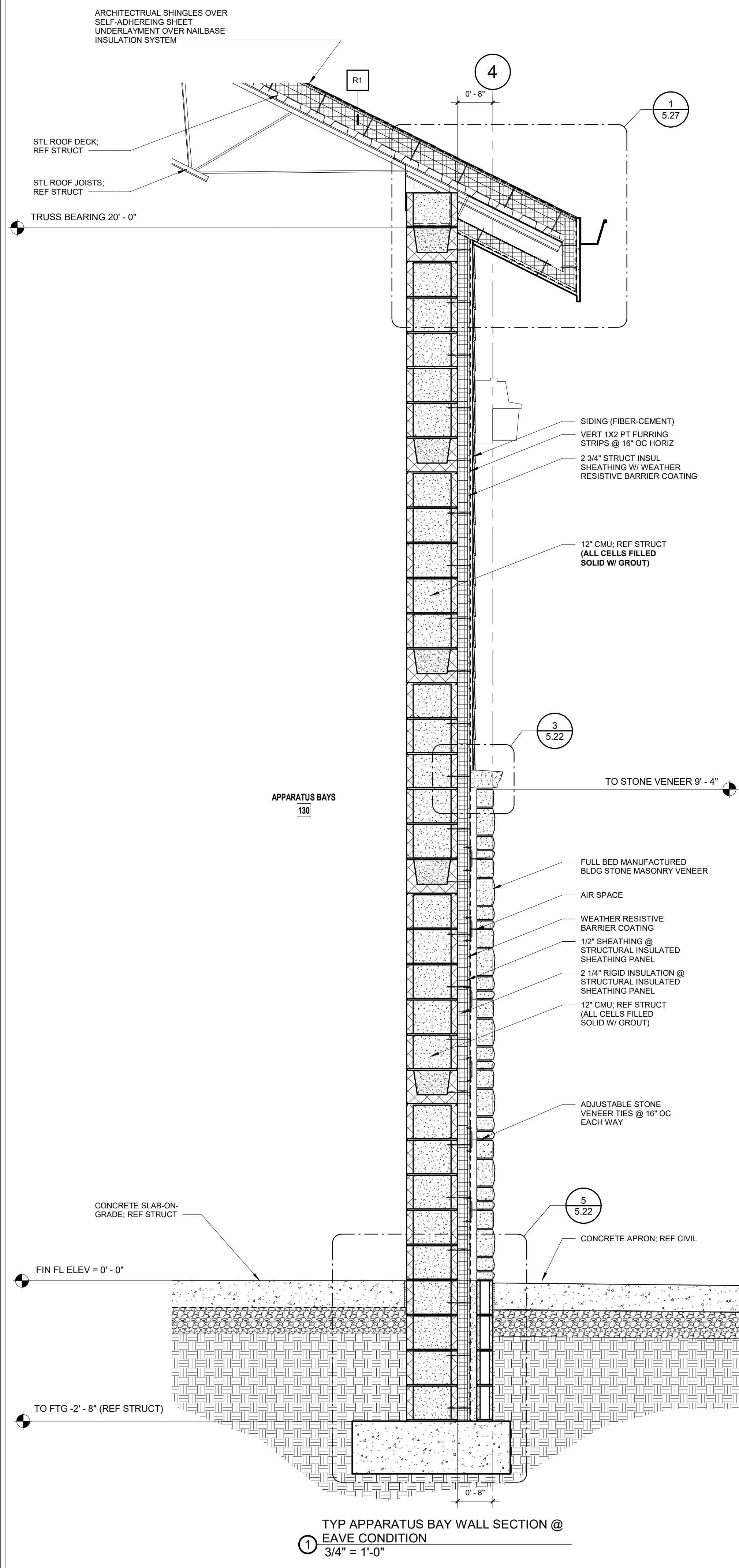
11/8/19

WESLEY CHAPEL VFD  
STATION NO. 44  
Weddington, North Carolina

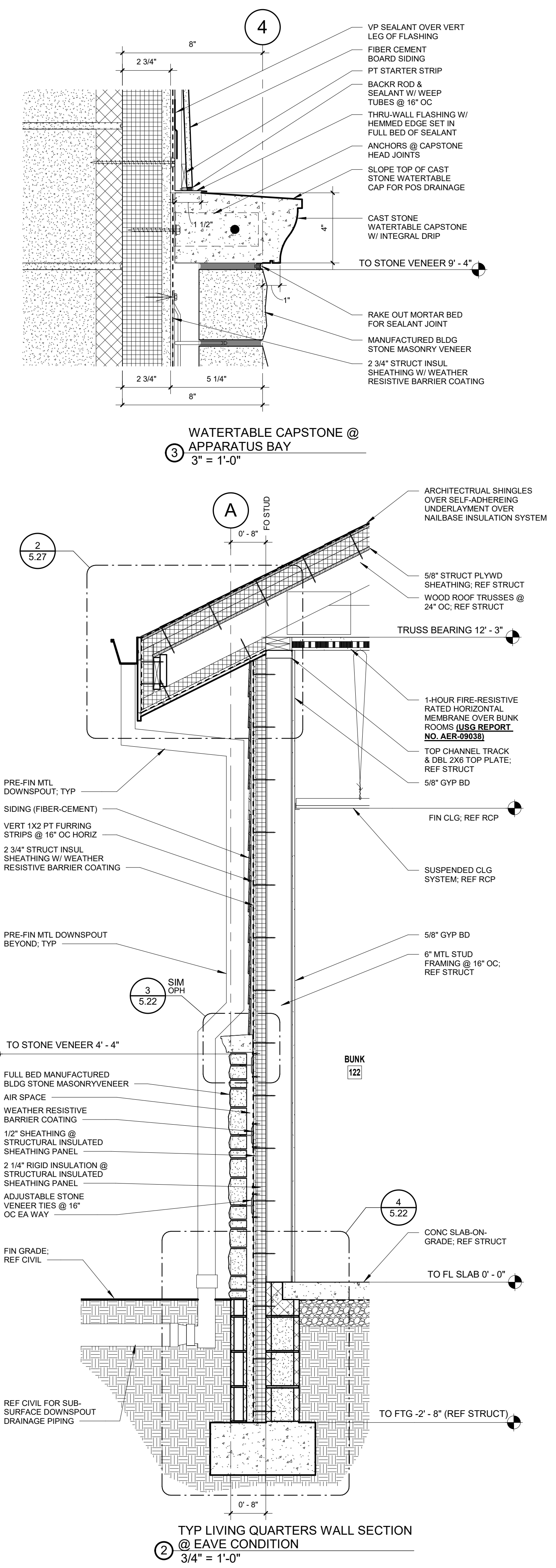
ELEVATIONS - EXTERIOR

Sheet No.  
**5.11**

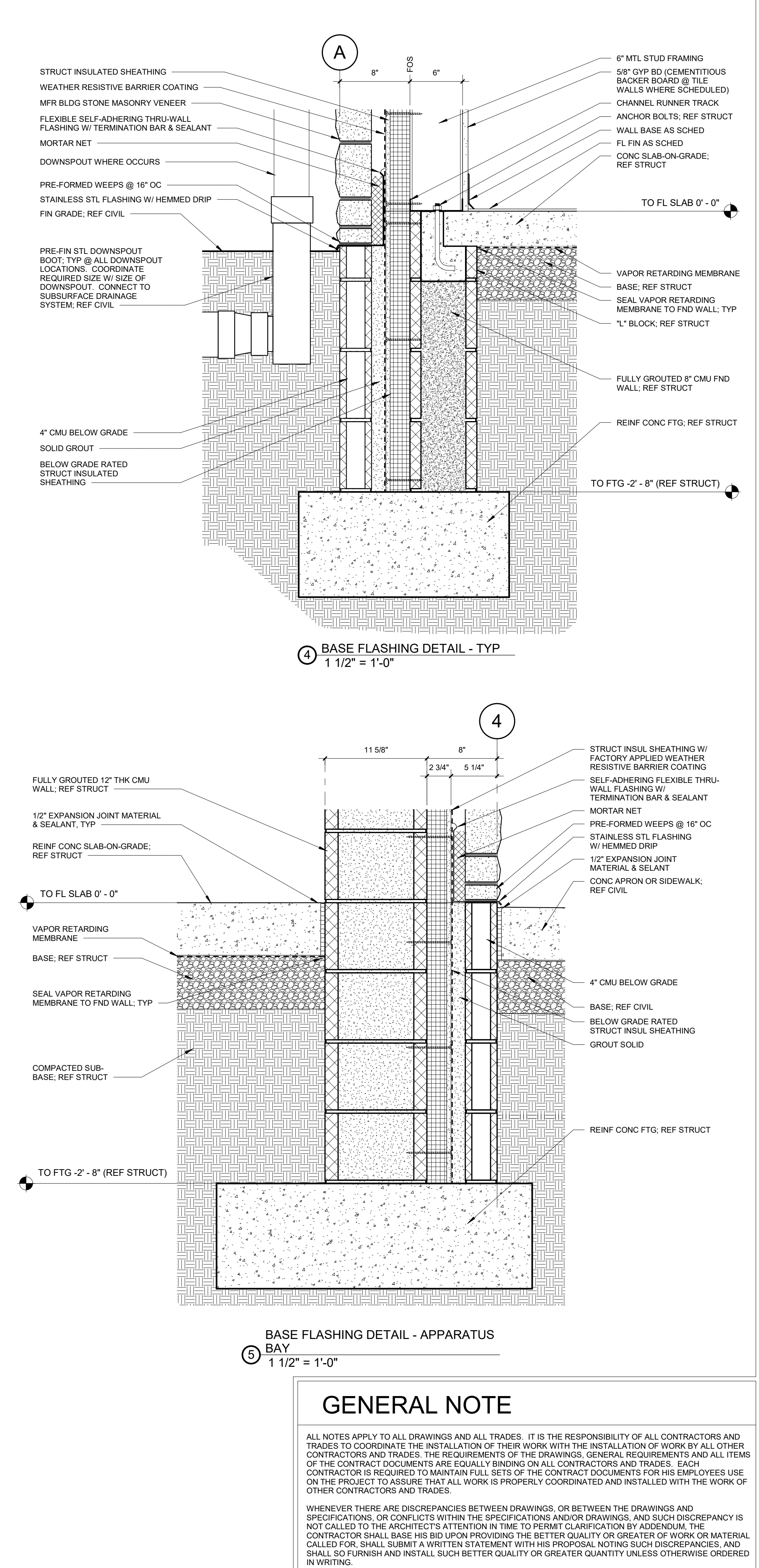




1 TYP APPARATUS BAY WALL SECTION @ EAVE CONDITION  
3/4" = 1'-0"



2 TYP LIVING QUARTERS WALL SECTION @ EAVE CONDITION  
3/4" = 1'-0"



4 BASE FLASHING DETAIL - TYP  
1 1/2" = 1'-0"

5 BASE FLASHING DETAIL - APPARATUS BAY  
1 1/2" = 1'-0"

**GENERAL NOTE**

ALL NOTES APPLY TO ALL DRAWINGS AND ALL TRADES. IT IS THE RESPONSIBILITY OF ALL CONTRACTORS AND TRADES TO COORDINATE THE INSTALLATION OF THEIR WORK WITH THE INSTALLATION OF WORK BY ALL OTHER CONTRACTORS AND TRADES. THE REQUIREMENTS OF THE DRAWINGS, GENERAL REQUIREMENTS AND ALL ITEMS OF THE CONTRACT DOCUMENTS ARE EQUALLY BINDING ON ALL CONTRACTORS AND TRADES. EACH CONTRACTOR IS REQUIRED TO MAINTAIN FULL SETS OF THE CONTRACT DOCUMENTS FOR HIS EMPLOYEES USE ON THE PROJECT TO ASSURE THAT ALL WORK IS PROPERLY COORDINATED AND INSTALLED WITH THE WORK OF OTHER CONTRACTORS AND TRADES.

WHENEVER THERE ARE DISCREPANCIES BETWEEN DRAWINGS, OR BETWEEN THE DRAWINGS AND SPECIFICATIONS, OR CONFLICTS WITHIN THE SPECIFICATIONS AND/OR DRAWINGS, AND SUCH DISCREPANCY IS NOT CALLED TO THE ARCHITECT'S ATTENTION IN TIME TO PERMIT CLARIFICATION BY ADDENDUM, THE CONTRACTOR SHALL BE RESPONSIBLE FOR PROVIDING THE BETTER QUALITY OR GREATER QUANTITY OF WORK OR MATERIAL CALLED FOR. SHALL SUBMIT A WRITTEN STATEMENT WITH HIS PROPOSAL NOTING SUCH DISCREPANCIES, AND SHALL SO FURNISH AND INSTALL SUCH BETTER QUALITY OR GREATER QUANTITY UNLESS OTHERWISE ORDERED IN WRITING.

Project No. 1619

Date: 11/08/2019 7:25:01 AM  
 Drawn by: Author  
 Checked by: Checker  
 Revisions:

STEWART-COOPER-NEWELL ARCHITECTS, P.A.  
 LIC. NO. 51313  
 719 East Second Avenue  
 Gastonia, NC 28804  
 Phone: 704.865.6311  
 Fax: 704.865.0046

STEWART-COOPER-NEWELL ARCHITECTS, P.A.  
 LIC. NO. 51313  
 719 East Second Avenue  
 Gastonia, NC 28804  
 Phone: 704.865.6311  
 Fax: 704.865.0046

Stewart-Cooper-Newell Architects  
 www.scn-architects.com  
 1-800.671.0621

Preliminary Review Set

11/8/19

WESLEY CHAPEL VFD STATION NO. 44  
 Weddington, North Carolina

WALL SECTIONS

Sheet No. 5.22

**PLANTING NOTES**

- MINIMUM TREE SIZE AT PLANTING IS 2" CALIPER AND 8' TALL FOR SINGLE-STEM TREES. ALL MULTI-STEM PLANTS MUST BE TREE FORM, MAXIMUM 3 TO 5 TRUNKS, AND MINIMUM 10' TALL, WHERE 3" SINGLE-STEM CALIPER TREES ARE SPECIFIED/REQUIRED THE MINIMUM HEIGHT SHALL BE 10' TALL, IF MULTI-STEM TREES ARE SPECIFIED THEN THEY SHALL BE A MINIMUM OF 12' TALL.
- ALL NEW TREES MUST HAVE STRAIGHT TRUNKS WITH STRONG CENTRAL LEADERS INTACT TO THE TOP OF THE CROWN UNLESS MULTI-STEM TREES ARE SPECIFIED. ALL REQUIRED TREES SHALL BE TYPICAL OF THEIR SPECIES AND VARIETY, HAVE NORMAL GROWTH HABITS, HAVE WELL-DEVELOPED BRANCHES, BE VIGOROUS AND HAVE FIBROUS ROOT SYSTEMS. TREES WITH MAJOR GIRDLING ROOTS WILL NOT BE ACCEPTED. TREES WITH CO-DOMINANT BRANCHING WILL NOT BE ACCEPTED. TREES THAT HAVE BEEN SHEARED, TOPPED OR CUT BACK TO MULTIPLY THE BRANCHING STRUCTURE WILL NOT BE ACCEPTED. TREES SHALL BE FREE OF ABRASIONS, DAMAGE, DISEASE, PESTS AND CRACKS. ALL PRUNING CUTS GREATER THAN 1/2 INCH DIAMETER SHALL HAVE CALLUS TISSUE FORMED PRIOR TO PLANTING. NO PRUNING CUT ON THE TRUNK SHALL BE MORE THAN ONE-HALF THE DIAMETER OF THE CENTRAL LEADER AT THE HEIGHT WHERE THE CUT WAS MADE. ROOT FLARES SHALL BE LOCATED AT GRADE. TREES WITH MORE THAN 2" OF SOIL COVERING THE ROOT BALL/FLARE FROM WILL NOT BE ACCEPTED (PLDS #40.09).
- SIZE OF REQUIRED PLANTS, SPREAD OF ROOTS AND SIZE OF BALLS SHALL BE IN ACCORDANCE WITH ANSI Z60.1 (LATEST EDITION) AS PUBLISHED BY THE AMERICAN NURSERY & LANDSCAPE ASSOCIATION, EXCEPT WHERE SPECIFIED/AUTHORIZED BY URBAN FORESTRY.
- ALL REQUIRED TREES OF A PARTICULAR SPECIES AND VARIETY SHALL BE UNIFORM IN SIZE AND CONFIGURATION.
- ALL STRAPPING, AND TOP 1/3 OF WIRE BASKET AND BURLAP MUST BE CUT AWAY AND REMOVED FROM ROOT BALL WHEN PLANTING.

- FOR NEW PLANTING AREAS, REMOVE ALL PAVEMENT, GRAVEL SUB-BASE AND CONSTRUCTION DEBRIS; REMOVE COMPACTED SOIL AND ADD 18" NEW TOPSOIL, OR TILL AND AMEND THE TOP 18" OF EXISTING SOIL TO MEET TOPSOIL/PLANTING MIX STANDARDS FOR TREES (WITHIN ENTIRE MINIMUM AREA OF 274 SQUARE FEET).
- TREES PLANTED ON PUBLIC PROPERTY WILL NEED APPROVAL FROM THE TOWN ARBORIST/INSPECTOR.
- IF ANY UTILITY IS BEING INSTALLED IN OR NEAR ANY REQUIRED TREE(S), CALL TOWN ARBORIST TO RESOLVE PRIOR TO UTILITY INSTALLATION.
- LARGE MATURING TREES MAY NOT BE PLANTED WITHIN 25' OF OVERHEAD POWER DISTRIBUTION OR TRANSMISSION LINES.
- IF TREES CONFLICT WITH ANY UTILITIES OR SIGNS; CALL TIMMONS GROUP TO RESOLVE BEFORE PLANTING.
- ADJUST TREE PLANTING LOCATIONS TO AVOID EXISTING UNDERGROUND UTILITIES. PLANT 10' FROM ALL UNDERGROUND UTILITIES.
- COMMERCIAL SCALE LIGHTING (> 15' IN HEIGHT) MUST BE A MINIMUM DISTANCE OF 30' FROM A TREE. PEDESTRIAN SCALE LIGHTING (< 15' IN HEIGHT) MUST BE A MINIMUM DISTANCE OF 15' FROM A TREE.
- TREE PROTECTION MUST BE INSTALLED AND VERIFIED BY TOWN ARBORIST/INSPECTOR PRIOR TO STARTING ANY CONSTRUCTION ACTIVITY.
- ALL TREES ON PUBLIC PROPERTY ARE PROTECTED AND REMOVAL MUST BE PERMITTED BY THE TOWN ARBORIST.
- FOR GRADED AREAS NOT SHOWN TO RECEIVE SEEDING/SODDING, SEE EROSION CONTROL PLANS FOR STABILIZATION MEASURES.
- SEE SHEET L101 FOR TREE AND SHRUB PLANTING DETAILS.

**PLANT SCHEDULE**

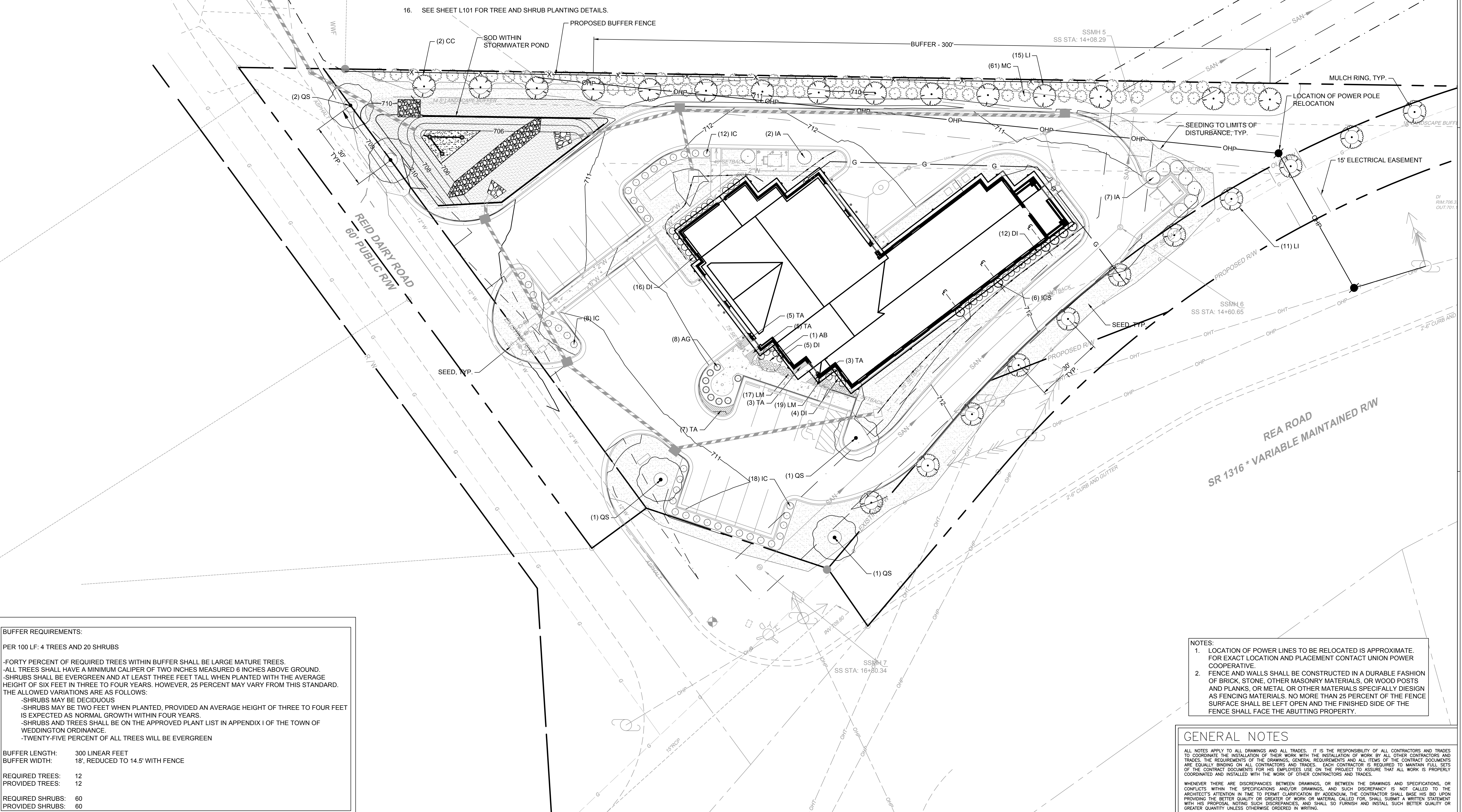
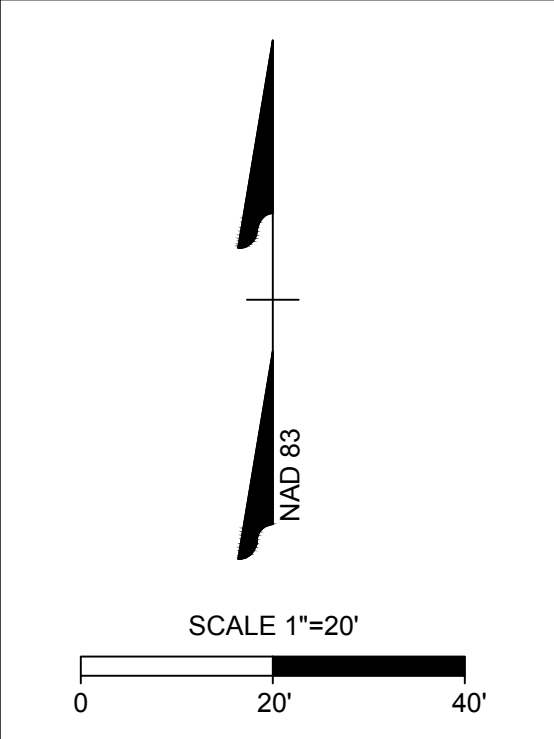
TREES	QTY	BOTANICAL NAME	COMMON NAME	SIZE	CAL	HT	SPAC	REMARKS
AB	1	ACER BUERGERIANUM	TRIDENT MAPLE	B&B	2.5"	10' MIN.	A.1.	SINGLE STEM, CENTRAL LEADER
LI	26	LAGERSTROEMIA INDICA X FAURIEI 'ZUNI'	ZUNI CRAPE MYRTLE	B&B	2"	8' MIN.	A.1.	SINGLE STEM
QS	9	ILEX X ATTENUATA 'SAVANNAH'	SAVANNAH HOLLY	B&B	2"	6' MIN.	A.1.	FULL TO GROUND
	5	QUERCUS SHUMARDI	SHUMARD OAK	B&B	3.5"	12' MIN.	A.1.	SINGLE STEM, CENTRAL LEADER, MIN. 5' CLEAR TRUNK, MAX 7'

SHRUBS	QTY	BOTANICAL NAME	COMMON NAME	SIZE	HT	SPR	SPAC	REMARKS
AG	8	ABELIA X GRANDIFLORA 'KALEIDOSCOPE'	KALEIDOSCOPE ABELIA	5 GAL	15"	12"	A.1.	
DI	37	DISTYLUM 'PIDISTI-I PLANT PATENT 24,409'	BLUE CASCADE EVERGREEN DISTYLUM	5 GAL	18"	24"	A.1.	
IC	39	ILEX CORNUTA 'BURFORDII NANA'	DWARF BURFORD HOLLY	5 GAL	30"	20"	A.1.	FULL TO GROUND
ICS	6	ILEX CRENATA 'STEEDS'	STEEDS UPRIGHT JAPANESE HOLLY	7 GAL	30"	24"	A.1.	FULL TO GROUND
LM	36	LIRIOPE MUSCARI 'BIG BLUE'	BIG BLUE LILY TURF	1 GAL	8"	6"	A.1.	
MC	61	MYRICA CERIFERA	SOUTHERN WAX MYRTLE	7 GAL	30"	24"	A.1.	FULL TO GROUND
TA	23	TRACHELOSPERMUM ASIATICUM 'HOSNS'	SNOW-N-SUMMER ASIATIC JASMINE	3 GAL	8"	15"	A.1.	

GRND/CR	QTY	BOTANICAL NAME	COMMON NAME	SIZE	HT	SPR	SPAC	REMARKS
TURF	SF	NAME						REMARKS
TURF	A.1.	TALL FESCUE (SEED OR SOD)						



**BUFFER REQUIREMENTS:**

PER 100 LF: 4 TREES AND 20 SHRUBS

-FORTY PERCENT OF REQUIRED TREES WITHIN BUFFER SHALL BE LARGE MATURE TREES.  
 -ALL TREES SHALL HAVE A MINIMUM CALIPER OF TWO INCHES MEASURED 6 INCHES ABOVE GROUND.  
 -SHRUBS SHALL BE EVERGREEN AND AT LEAST THREE FEET TALL WHEN PLANTED WITH THE AVERAGE HEIGHT OF SIX FEET IN THREE TO FOUR YEARS. HOWEVER, 25 PERCENT MAY VARY FROM THIS STANDARD. THE ALLOWED VARIATIONS ARE AS FOLLOWS:  
 -SHRUBS MAY BE DECIDUOUS  
 -SHRUBS MAY BE TWO FEET WHEN PLANTED, PROVIDED AN AVERAGE HEIGHT OF THREE TO FOUR FEET IS EXPECTED AS NORMAL GROWTH WITHIN FOUR YEARS.  
 -SHRUBS AND TREES SHALL BE ON THE APPROVED PLANT LIST IN APPENDIX I OF THE TOWN OF WEDDINGTON ORDINANCE.  
 -TWENTY-FIVE PERCENT OF ALL TREES WILL BE EVERGREEN

BUFFER LENGTH: 300 LINEAR FEET  
 BUFFER WIDTH: 18', REDUCED TO 14.5' WITH FENCE

REQUIRED TREES: 12  
 PROVIDED TREES: 12

REQUIRED SHRUBS: 60  
 PROVIDED SHRUBS: 60

**NOTES:**

- LOCATION OF POWER LINES TO BE RELOCATED IS APPROXIMATE. FOR EXACT LOCATION AND PLACEMENT CONTACT UNION POWER COOPERATIVE.
- FENCE AND WALLS SHALL BE CONSTRUCTED IN A DURABLE FASHION OF BRICK, STONE, OTHER MASONRY MATERIALS, OR WOOD POSTS AND PLANKS, OR METAL OR OTHER MATERIALS SPECIFICALLY DESIGN AS FENCING MATERIALS. NO MORE THAN 25 PERCENT OF THE FENCE SURFACE SHALL BE LEFT OPEN AND THE FINISHED SIDE OF THE FENCE SHALL FACE THE ABUTTING PROPERTY.

**GENERAL NOTES**

ALL NOTES APPLY TO ALL DRAWINGS AND ALL TRADES. IT IS THE RESPONSIBILITY OF ALL CONTRACTORS AND TRADES TO COORDINATE THE INSTALLATION OF THEIR WORK WITH THE INSTALLATION OF WORK BY ALL OTHER CONTRACTORS AND TRADES. THE REQUIREMENTS OF THE DRAWINGS, GENERAL REQUIREMENTS AND ALL ITEMS OF THE CONTRACT DOCUMENTS ARE EQUALLY BINDING ON ALL CONTRACTORS AND TRADES. EACH CONTRACTOR IS REQUIRED TO MAINTAIN FULL SETS OF THE CONTRACT DOCUMENTS FOR HIS EMPLOYEES USE ON THE PROJECT TO ASSURE THAT ALL WORK IS PROPERLY COORDINATED AND INSTALLED WITH THE WORK OF OTHER CONTRACTORS AND TRADES.


WHENEVER THERE ARE DISCREPANCIES BETWEEN DRAWINGS, OR BETWEEN THE DRAWINGS AND SPECIFICATIONS, OR CONFLICTS WITHIN THE SPECIFICATIONS AND/OR DRAWINGS, AND SUCH DISCREPANCY IS NOT CALLED TO THE ARCHITECT'S ATTENTION IN TIME TO PERMIT CLARIFICATION BY ADDENDUM, THE CONTRACTOR SHALL BASE HIS BID UPON PROVIDING THE BETTER QUALITY OR GREATER OF WORK OR MATERIAL CALLED FOR, SHALL SUBMIT A WRITTEN STATEMENT WITH HIS PROPOSAL, NOTING SUCH DISCREPANCIES, AND SHALL SO FURNISH AND INSTALL SUCH BETTER QUALITY OR GREATER QUANTITY UNLESS OTHERWISE ORDERED IN WRITING.

Project No.  
**1619**

Date: 06.11.2020  
 Drawn by: JH  
 Checked by: BVC  
 Revisions: 0



© STEWART-COOPER-NEWELL ARCHITECTS, P.A.  
 THIS DRAWING IS THE PROPERTY OF STEWART-COOPER-NEWELL ARCHITECTS, P.A. AND IS SUBJECT TO FEDERAL COPYRIGHT LAWS. THIS DRAWING MAY NOT BE REPRODUCED, COPIED, OR TRANSMITTED IN ANY FORM OR BY ANY MEANS, ELECTRONIC OR MECHANICAL, INCLUDING PHOTOCOPYING, RECORDING, OR BY ANY INFORMATION STORAGE AND RETRIEVAL SYSTEM, WITHOUT THE WRITTEN PERMISSION OF STEWART-COOPER-NEWELL ARCHITECTS, P.A.

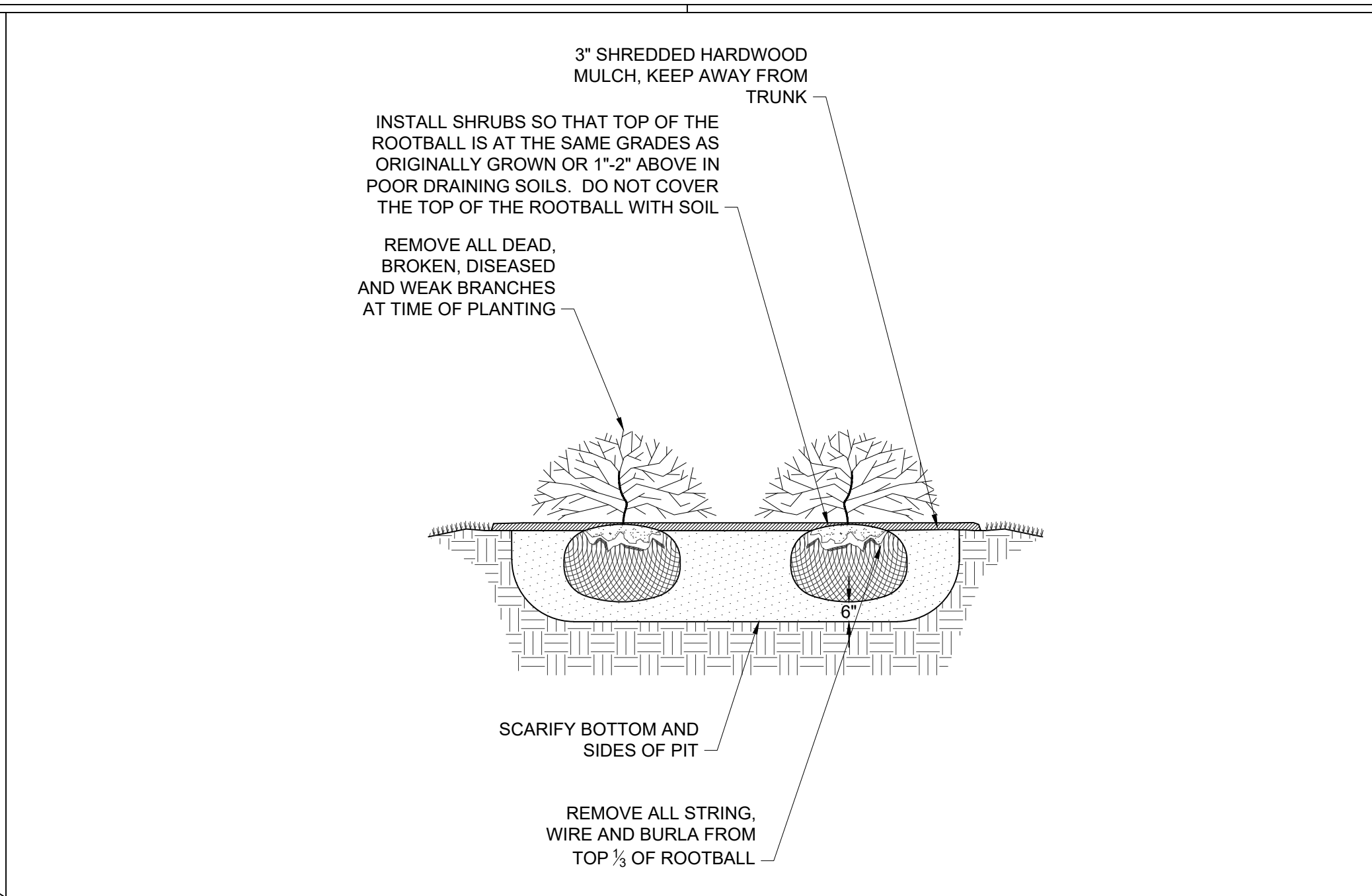



718 East Second Avenue  
 Gastonia, NC 28054  
 Phone: 704.865.0311  
 Fax: 704.865.0046

**Stewart-Cooper-Newell Architects**  
 www.scn-architects.com

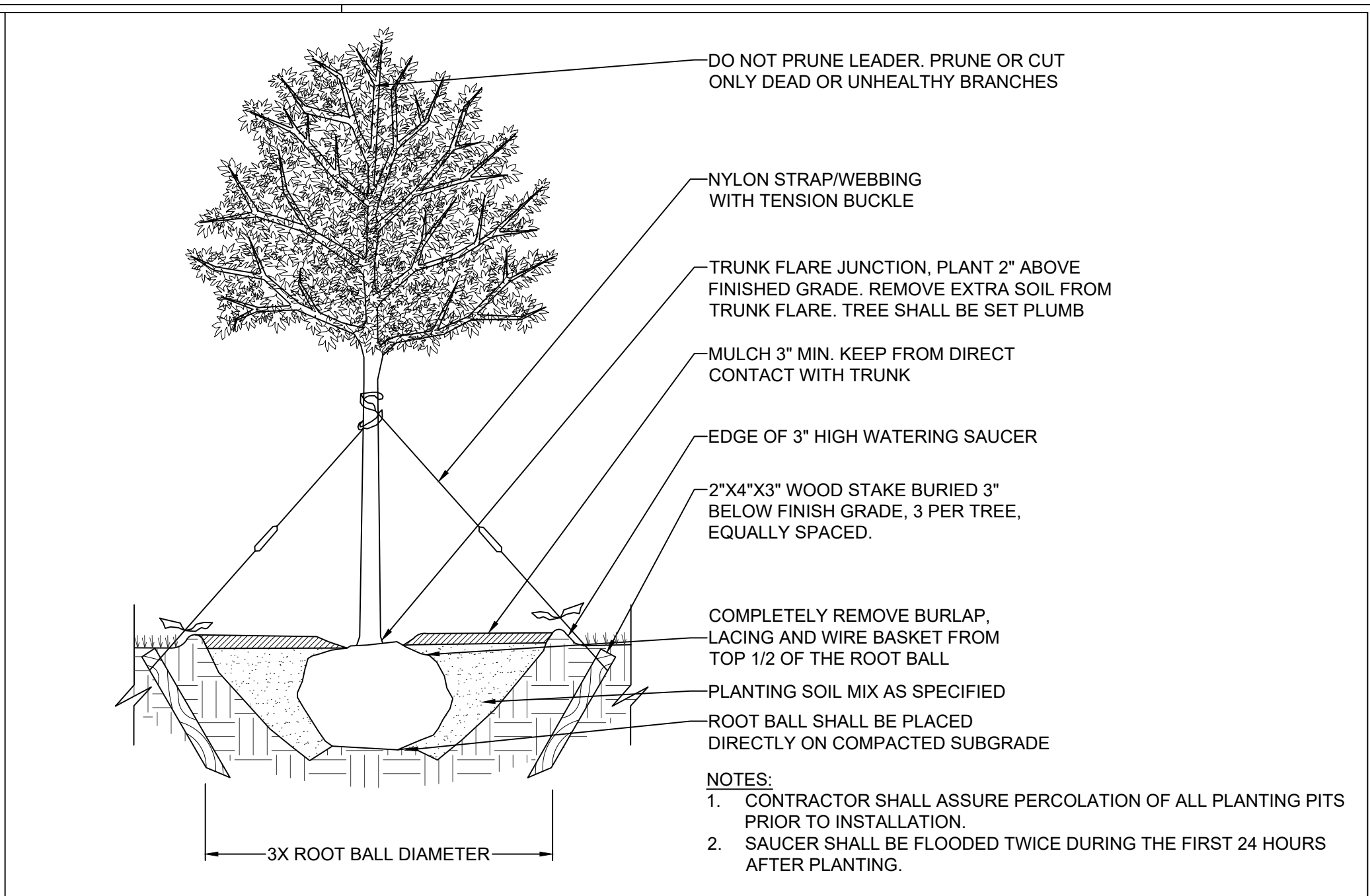
WESLEY CHAPEL VOLUNTEER FIRE STATION NO. 44 WEDDINGTON, NC  
 LANDSCAPING PLAN

Sheet Number  
**L100**

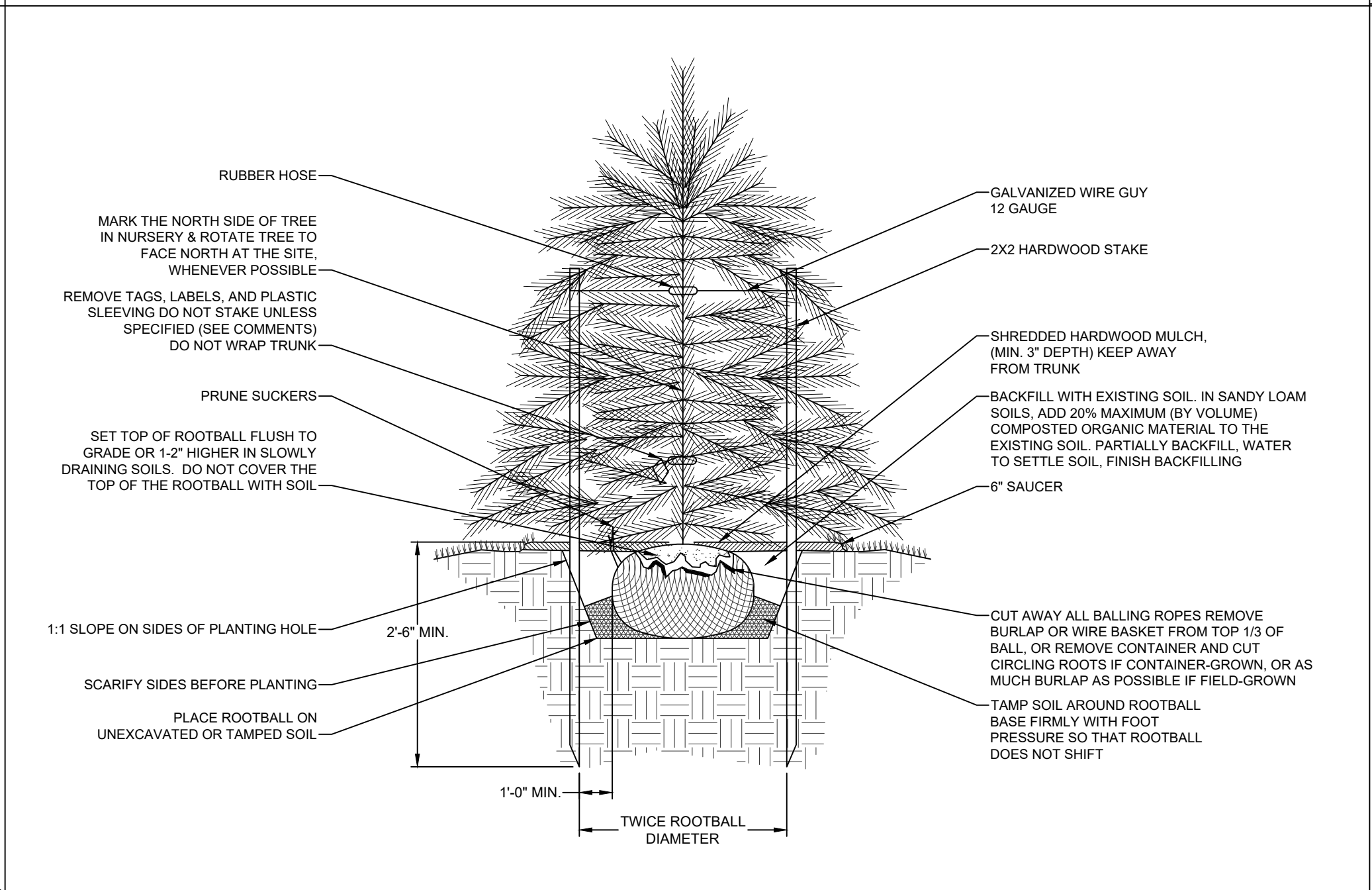




NOT USED

NTS SHRUB PLANTING DETAIL






NTS DECIDUOUS TREE PLANTING DETAIL



NOT USED

NTS NOT USED

NTS EVERGREEN TREE PLANTING DETAIL



NOT USED

NTS NOT USED

NTS

**GENERAL NOTES**  
 ALL NOTES APPLY TO ALL DRAWINGS AND ALL TRADES. IT IS THE RESPONSIBILITY OF ALL CONTRACTORS AND TRADES TO COORDINATE THE INSTALLATION OF THEIR WORK WITH THE INSTALLATION OF WORK BY ALL OTHER CONTRACTORS AND TRADES. THE REQUIREMENTS OF THE DRAWINGS, GENERAL REQUIREMENTS AND ALL ITEMS OF THE CONTRACT DOCUMENTS ARE EQUALLY BINDING ON ALL CONTRACTORS AND TRADES. EACH CONTRACTOR IS REQUIRED TO MAINTAIN FULL SETS OF THE CONTRACT DOCUMENTS FOR HIS EMPLOYEES USE ON THE PROJECT TO ASSURE THAT ALL WORK IS PROPERLY COORDINATED AND INSTALLED WITH THE WORK OF OTHER CONTRACTORS AND TRADES.  
 WHENEVER THERE ARE DISCREPANCIES BETWEEN DRAWINGS, OR BETWEEN THE DRAWINGS AND SPECIFICATIONS, OR CONFLICTS WITHIN THE SPECIFICATIONS AND/OR DRAWINGS, AND SUCH DISCREPANCY IS NOT CALLED TO THE ARCHITECT'S ATTENTION IN TIME TO PERMIT CLARIFICATION BY ADDENDUM, THE CONTRACTOR SHALL BASE HIS BID UPON PROVIDING THE BETTER QUALITY OR GREATER OF WORK OR MATERIAL CALLED FOR, SHALL SUBMIT A WRITTEN STATEMENT WITH HIS PROPOSAL, NOTING SUCH DISCREPANCIES, AND SHALL SO FURNISH AND INSTALL SUCH BETTER QUALITY OR GREATER QUANTITY UNLESS OTHERWISE ORDERED IN WRITING.

Project No. 1619  
 Date: 06.11.2020  
 Drawn by: JH  
 Checked by: BVC  
 Revisions: 0

**TIMMONS GROUP**  
 440 HARTWELL AVENUE, SUITE 200, GASTONIA, NC 28054  
 TEL: 704.576.1075 FAX: 704.576.1076  
 www.timmons.com

© STEWART-COOPER-NEWELL ARCHITECTS, P.A.  
 THIS DRAWING IS THE PROPERTY OF STEWART-COOPER-NEWELL ARCHITECTS, P.A. AND IS SUBJECT TO FEDERAL COPYRIGHT AND IS NOT BE LOANED, REPRODUCED, COPIED, OR IN ANY MANNER BE REPRODUCED OR TRANSMITTED IN ANY FORM OR BY ANY MEANS, WITHOUT THE WRITTEN PERMISSION OF STEWART-COOPER-NEWELL ARCHITECTS, P.A.

**Seal:**  
 SEAL  
 6-18-2020  
 BRYAN V. CRUTCHFIELD  
 ENGINEER

719 East Second Avenue  
 Gastonia, NC 28054  
 Phone: 704.865.6311  
 Fax: 704.865.0046

**Stewart-Cooper-Newell Architects**  
 www.scn-architects.com  
 1-800.671.0621

WESLEY CHAPEL VOLUNTEER FIRE STATION NO. 44 WEDDINGTON, NC  
 LANDSCAPING NOTES AND DETAILS

Sheet Number L101